






Chinese Greater Boston 2000

	Percent
	0 - 1.4
	1.5 - 5.0
	5.1 - 10.0
	10.1 - 30.0
	30.1 - 67.8

 County boundary

 0 1 2 3 4 Miles

