


CSUN MOBILE APP PAY NOW

Bayramian Hall Lobby
Phone: (818) 677-8000 Option 1
Fax: (818) 677-4911
Mail Code: 8214


HOW TO PAY FEES USING YOUR MOBILE DEVICE

Student fees can be paid from the convenience of a mobile device.

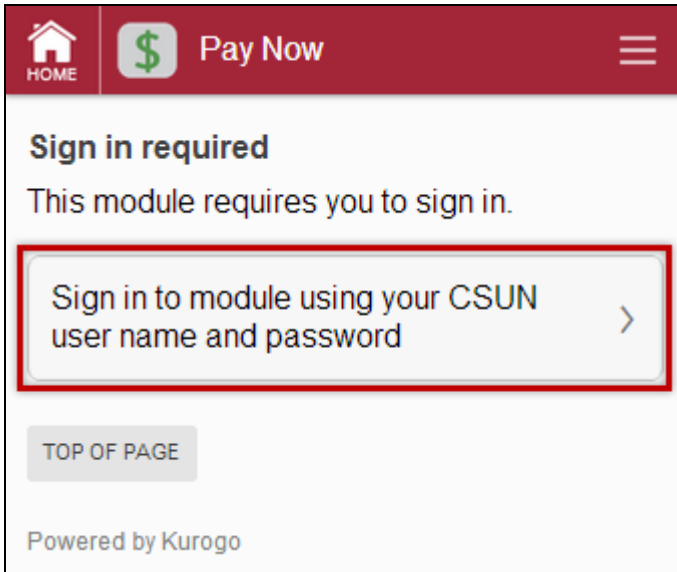
1. The official **CSUN Mobile App** can be downloaded on Apple's App Store or Google Play under CSUN. For more information visit the [CSUN Mobile App](#) webpage.



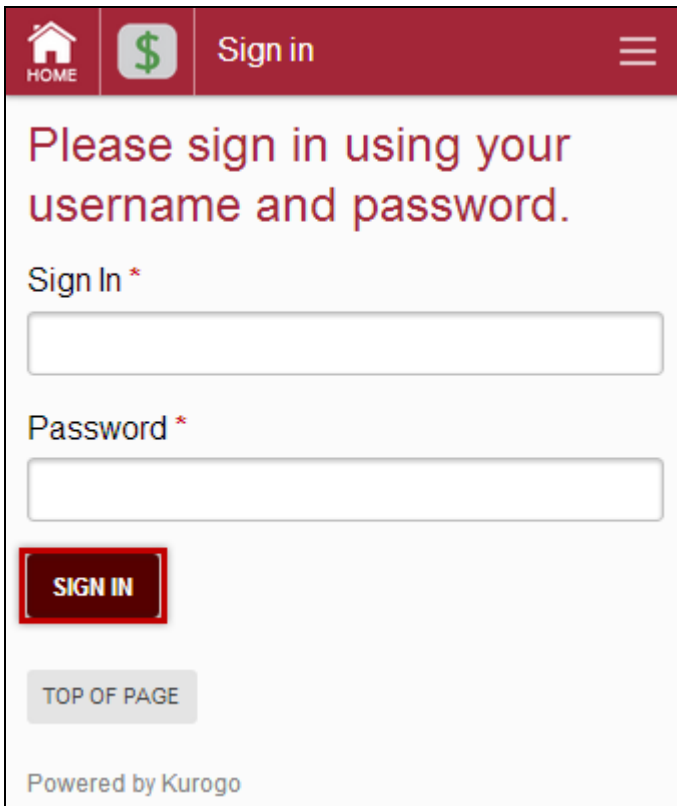
2. From the **CSUN mobile app**, select the **Pay Now** icon.



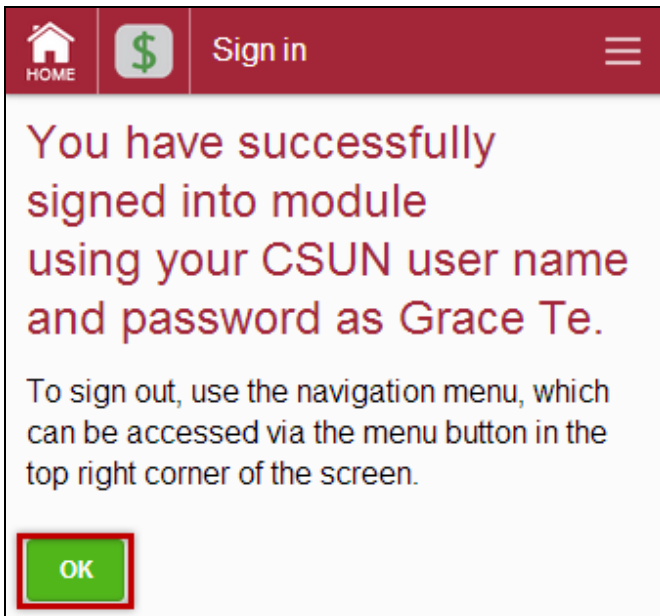
3. Login to the CSUN Mobile App. Select **Sign in to module using your CSUN user name and password**.



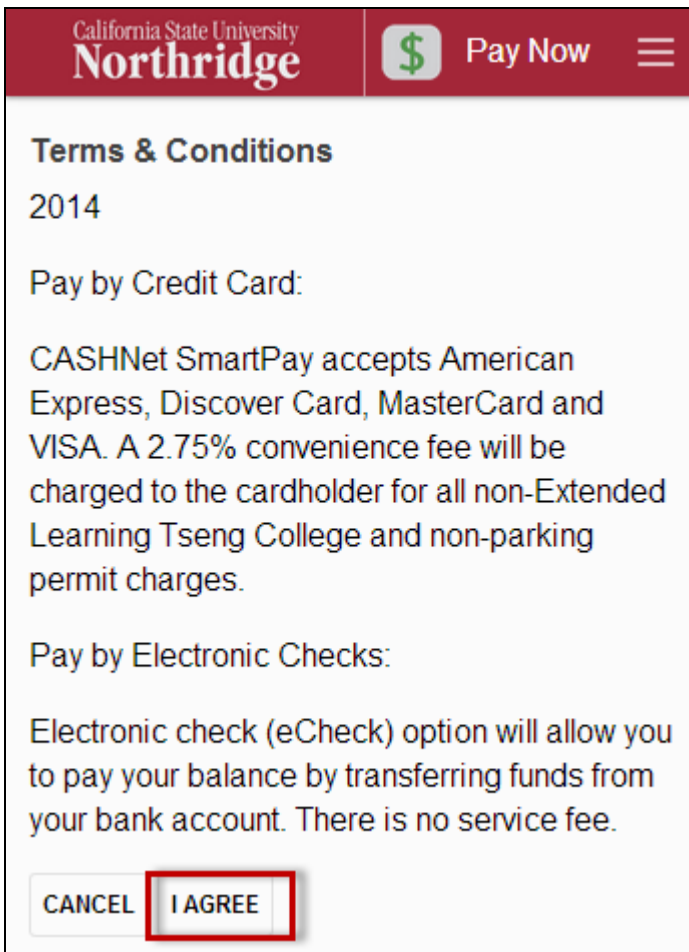
4. Log in using your CSUN **User ID** and **Password**. Select the **Sign In** button.



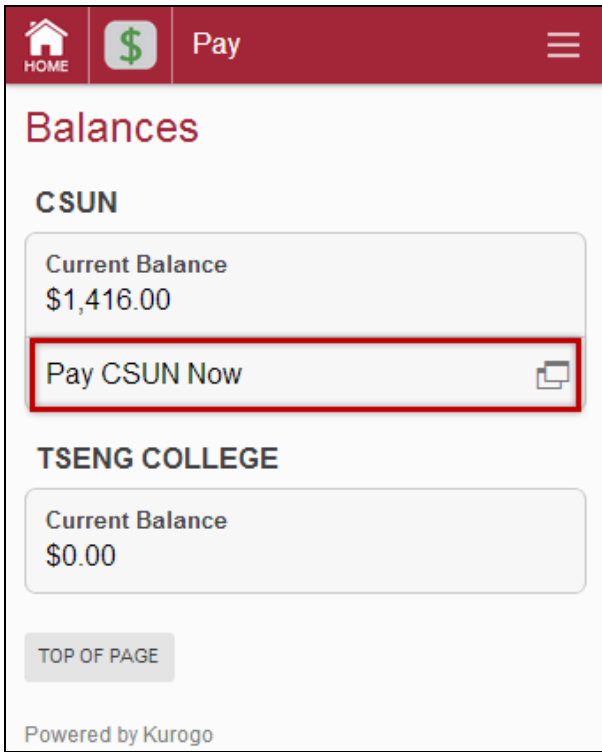
5. A confirmation page indicating a successful login will display. Select the **OK** button.



6. Review the terms and conditions and select **I Agree** to move forward.



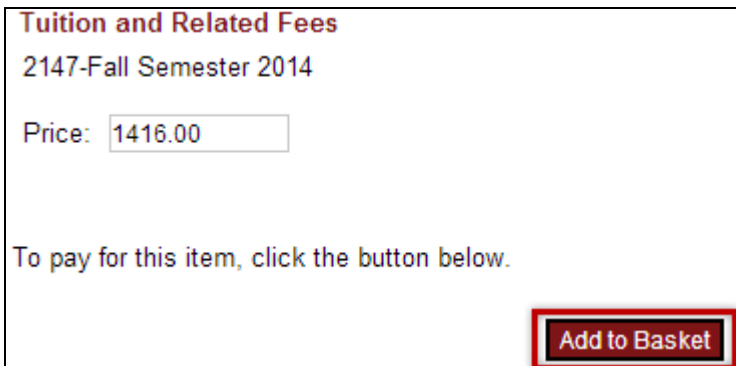
7. Select **Pay CSUN Now**.



8. Select **Tuition and Related Fees**.



9. Select **Add to Basket**.



10. Verify the **Total Amount** and select **Checkout**.

Tuition and Related Fees (2147-Fall Semester 2014)	Edit	Delete	\$1,416.00
Total Amount			\$1,416.00
Continue Shopping			Checkout

11. Select a payment method and select **Continue Checkout**.

Select Method of Payment

- Select to pay by credit card - VISA, MasterCard, American Express or Discover
- Select to pay by electronic check - Have your bank routing and checking account numbers ready.

[Continue Checkout](#)



- a. If paying by credit card: Check the box to acknowledge the terms and conditions and the non-refundable service charge. Select **Continue Checkout**. Input required information on the Credit Card Payment Page and select **Continue Checkout**.

I acknowledge that I have read and accept the [terms and conditions](#) of the Higher One, Inc. User Agreement and I understand that my transaction includes a non-refundable service charge of \$38.94 for the use of CASHNet® SmartPay.

[Review Charges](#) [Cancel My Transaction](#) [Continue Checkout](#)

There is a 2.75% service fee for credit card payment of all NON-PARKING charges.

Note if using a Debit Card as a Credit Card: Debit Cards have a daily limit set by your bank. Contact your bank to verify available balance and daily limit BEFORE submitting this payment.

Credit Card Number	<input type="text"/>	 We accept:
Expiration Month	Select Month ▼	
Expiration Year	Select Year ▼	
Cardholder Name	<input type="text"/>	
Address	<input type="text"/>	Enter the address where you receive the bill for this card.
City	<input type="text"/>	
State/Province/Region	<input type="text"/>	
Zip/Postal Code	<input type="text"/>	
Country	United States ▼	
Email Address	<input type="text"/>	

(Optional) Please provide a name for this payment method to be saved for future use:
 ex: 'MyCreditCard'

(You'll have a chance to review this order before it's final.)

[Continue Checkout](#)

- b. If paying by electronic check: Input required information on the Electronic Check Payment Page and select **Continue Checkout**.

You will be charged a \$20.00 service fee if your electronic check is rejected by your banking institution.

IMPORTANT: Do not attempt to use credit card cash advance checks, brokerage account checks, or any check marked "Do Not Use for ACH". Your debit or credit card number will NOT work. You will need to enter your bank account number.

Only checks from regular checking accounts at U.S. domestic banks (including most credit unions) may be used for electronic check payments. Be sure to copy the routing/transit and account numbers very carefully from your check. If you enter incorrect values, or if you attempt to use a check that is not from a regular U.S. domestic bank checking account, your electronic check will be returned.

If you are unsure of whether or not your check can be used or what routing/transit and account numbers to enter, call your bank, ask them if your account can be used for ACH, and verify the correct numbers to use.

Bank Account Number

Confirm Bank Account Number

Account Type Checking Savings

Routing Transit Number [What are my Routing Transit and Account Numbers?](#)

Account Holder Name

Email Address

(Optional) Please provide a name for this payment method to be saved for future use:
 ex: "MyChecking"

(You'll have a chance to review this order before it's final.)

Continue Checkout

12. Review the **Total Amount** and all **Payment Information**. Once reviewed for accuracy select **Submit Payment**.

Items Selected	
Tuition and Related Fees (2147-Fall Semester 2014)	\$1,416.00
Total Amount	\$1,416.00

Payment Information	
Email Address:	johndoe@csun.edu
Account Number:	XXXX1112
Account Type:	Checking
Routing Transit Number:	3111111119
Bank:	J.P. MORGAN CHASE BANK, N.A., TAMPA, FL
Account Holder Name:	John Doe

Submit Payment

13. Once payment is submitted, a Transaction Approved page will display.

Transaction Approved	
Receipt Number: 1470999 Customer: DOE, JOHN CSUN Web Payments Current Date: 08/07/2014	
Description	Amount
Tuition and Related Fees (2147-Fall Semester 2014)	\$1,416.00
SERVICE FEE	\$38.94
Total	1,455.94
Payments Received	Amount
CSUN SmartPay Payments Visa XXXXXXXXXXXXXXX1111 Authorization # TEST99	\$1,416.00
CSUN SmartPay Payments Visa XXXXXXXXXXXXXXX1111 Authorization # TEST99	\$38.94
Total	\$1,455.94
<p>The CSU makes every effort to keep student costs to a minimum. Fees listed in published schedules or student accounts may need to be increased when public funding is inadequate. Therefore, CSU must reserve the right, even after initial fee payments are made, to increase or modify any listed fees, without notice, until the date when instruction for a particular semester or quarter has begun. All CSU listed fees should be regarded as <u>estimates</u> that are subject to change upon approval by The Board of Trustees.</p>	
Your receipt has been emailed to johndoe@csun.edu	
<input type="button" value="Email Another Receipt"/>	
<input type="button" value="View Printable Receipt"/>	

For additional information on payments visit the [How to Pay Your Fees](#) webpage.