

# Top 25 High School Feeders at a Glance

[In a series of reports](#), IR is sharing data about where our freshmen come from, who they are, and how they are doing. This report presents a summary of the characteristics of the top 25 high school feeders to CSUN, which contribute approximately one third of the first-time freshmen (FTF) coming to CSUN.

**One-third of CSUN's FTF come from 25 high schools located in the San Fernando Valley and West L.A. Schools belong to three different school districts: LA Unified, Burbank Unified, and Glendale Unified.**

This report was prepared by Patricia Juarez-Dappe, IR Faculty Scholar and Professor of History and Oscar Rivera, IR Data Intern and MA student in History in collaboration with Marika Sigal, Data Consultant and MA student in Psychology, and Ryan Feyk-Miney, Lead Data Consultant, CSUN Office of Institutional Research.

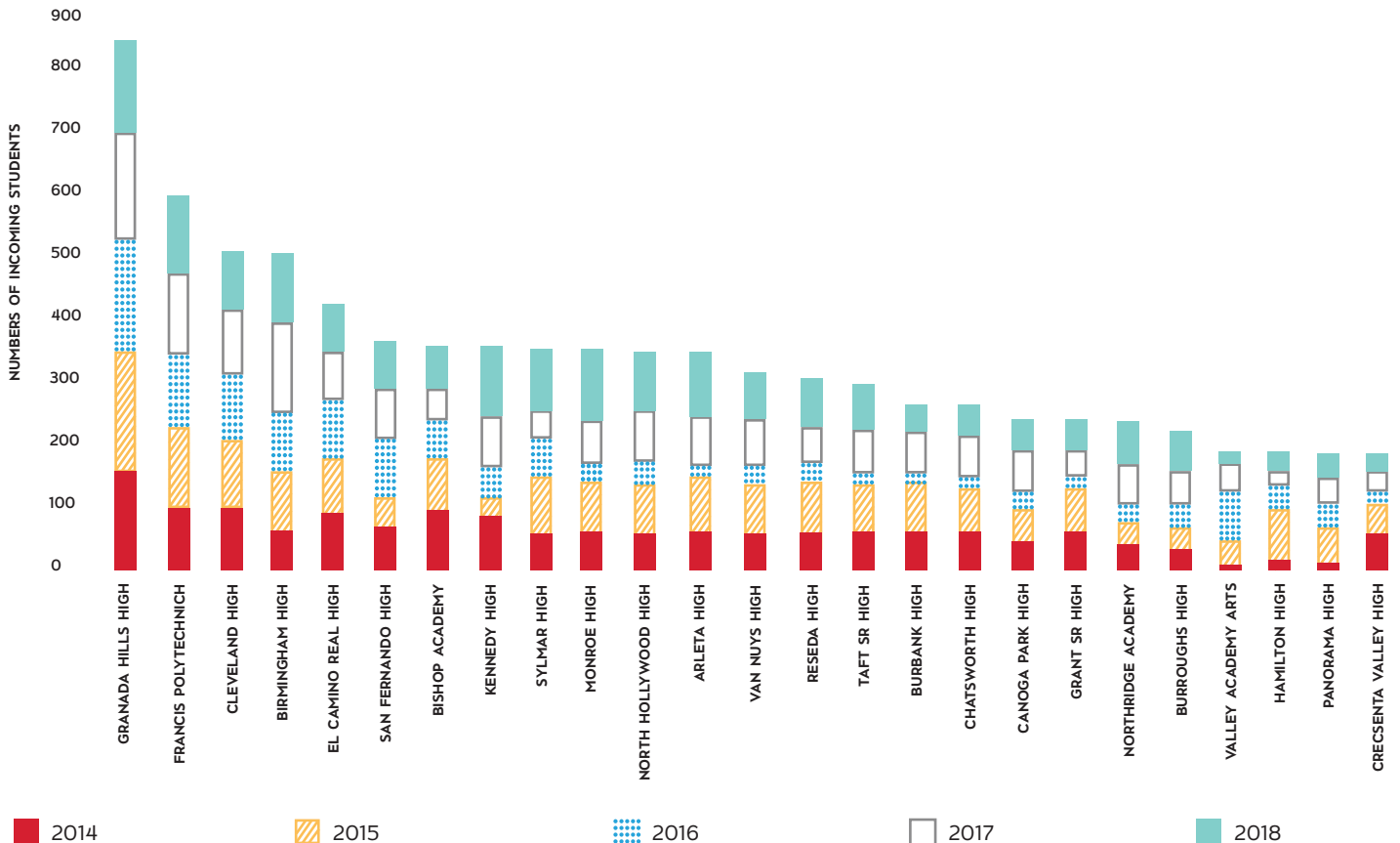


CSUN's top 25 feeder high schools between 2014-2018 are shown in the bar graph below. On average, 33% of the incoming first-time freshmen (FTF) were from the top 25 feeders. The high schools that sent the largest numbers of students to CSUN are as follows:

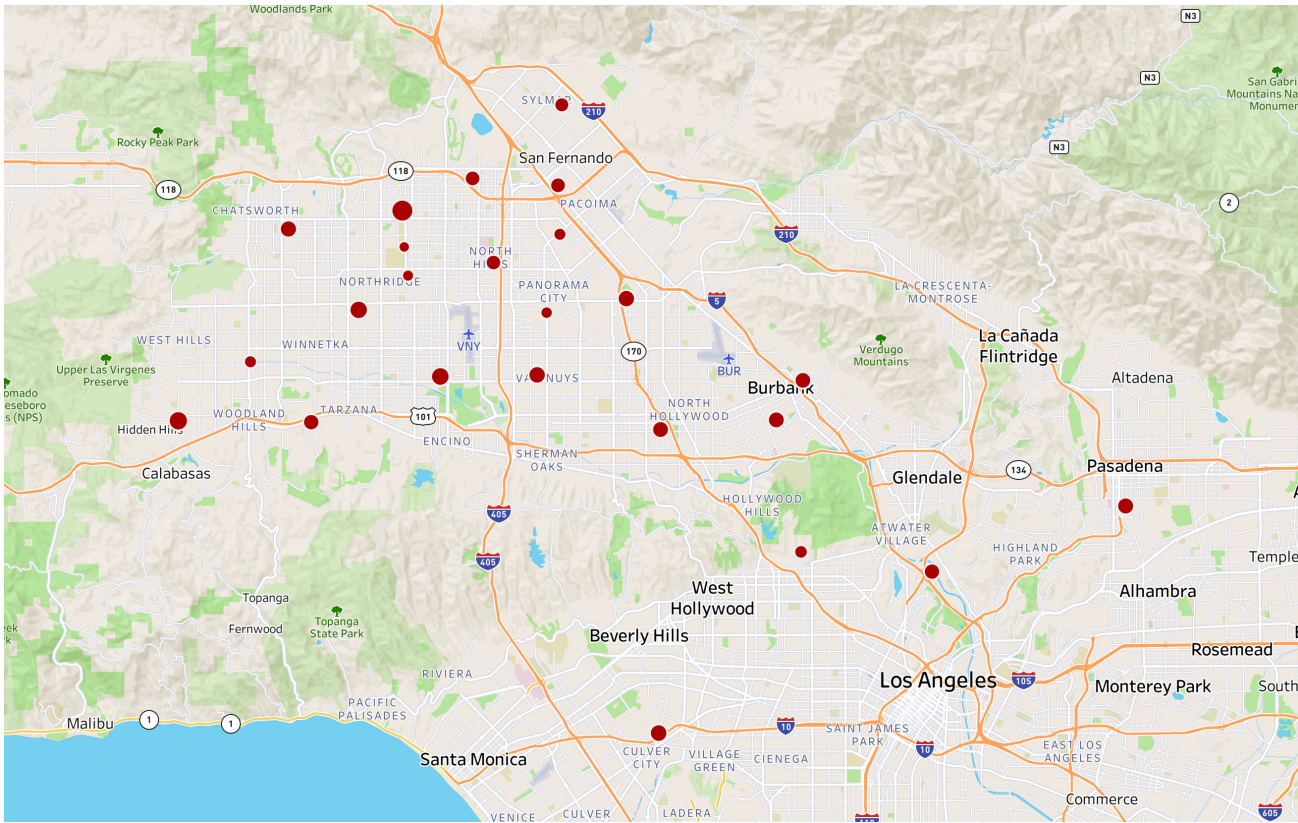
- 1. Granada Hills Senior High**
- 2. Francis (John H.) Polytechnic**
- 3. Cleveland (Grover) High**
- 4. Birmingham Sr. High**
- 5. El Camino Real High**

The number of incoming CSUN students from each high school per year is shown in the bar graph below.

TOP 25 FEEDER HIGH SCHOOLS



To help visualize where these schools are located throughout Los Angeles County, a map is provided below.  
[click here to be redirected to interactive online map](#)



### Summary of Top 25 Feeders High School's Characteristics

Twenty of the 25 top feeders reported a large majority of Latino/a students. Additionally, average median incomes in high schools areas reveal significant disparities

**90-96%** Majority of schools report a high rate of students that are socioeconomically disadvantaged.

**50%** of the high schools' neighboring areas report an average median household income that is below the L.A. County average of **\$61,015**

The top 25 high schools offer disparate academic opportunities to their students. For example, the number of Advanced Placement (AP) offered and taken varies. Crescenta Valley High School ranks the highest in this category.

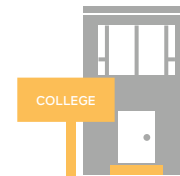
#### AP CLASS



offers **73** AP class sections (the greatest number)



has **41%** enrolled in an AP courses (the highest rate)



has **52%** college going rate (the highest rate)

There may be an association between number of AP courses offered, rate of students enrolled in an AP course, and college going rates among the top feeder high schools. Only 5 of the 25 feeder high schools reported a college going rate above the state average of 64% in 2018.