

SUBSCRIBING TO THE CSUN IT YOUTUBE CHANNEL

INTRODUCTION

Becoming a subscriber will ensure that you are notified of new tutorial releases as they are posted on our CSUN IT channel. To become a subscriber to the CSUN IT (CSUNInfoTech) YouTube channel, complete the following steps.

If you already use YouTube and have a YouTube channel:

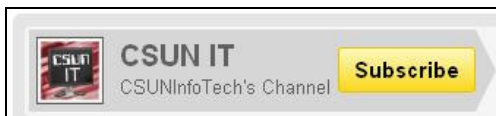
- Login to YouTube.
- Go to our channel page at <http://www.youtube.com/user/CSUNInfoTech>
- Select the yellow **Subscribe** button.
- You are now subscribed to the CSUN IT channel.

If you do not have a YouTube channel:

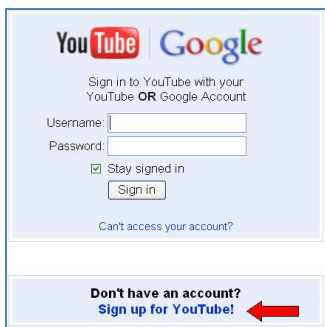
- Follow the instructions in the **Subscribe** section below.

SUBSCRIBE

1. From the CSUN IT YouTube page, <http://www.youtube.com/user/CSUNInfoTech> select the yellow **Subscribe** button in the CSUN IT heading.



2. Select the **Sign up for YouTube** link.



3. On the form page, (see figure below)
 - a. Complete the **Email Address, Username, Postal Code, Date of Birth, and Gender** fields.
 - b. **Deselect** the check box for **Let others find my channel . . .**


c. Select the **I accept** button.

The screenshot shows the YouTube account creation form. The fields are filled with: Email Address: tpurtee@csun.edu, Username: tpu (with a message 'Username available!'), Location: United States, Postal Code: 91330, Date of Birth: December 31, 19... Gender: Male. There are two unchecked checkboxes: 'Let others find my channel on YouTube if they have my email address' and 'I would like to receive occasional product-related email communications that YouTube believes would be of interest to me'. Below these is a 'Terms of Use' section with a scrollable 'Terms of Service' box containing '1. Your Acceptance'. A red box highlights the 'I accept' button at the bottom.

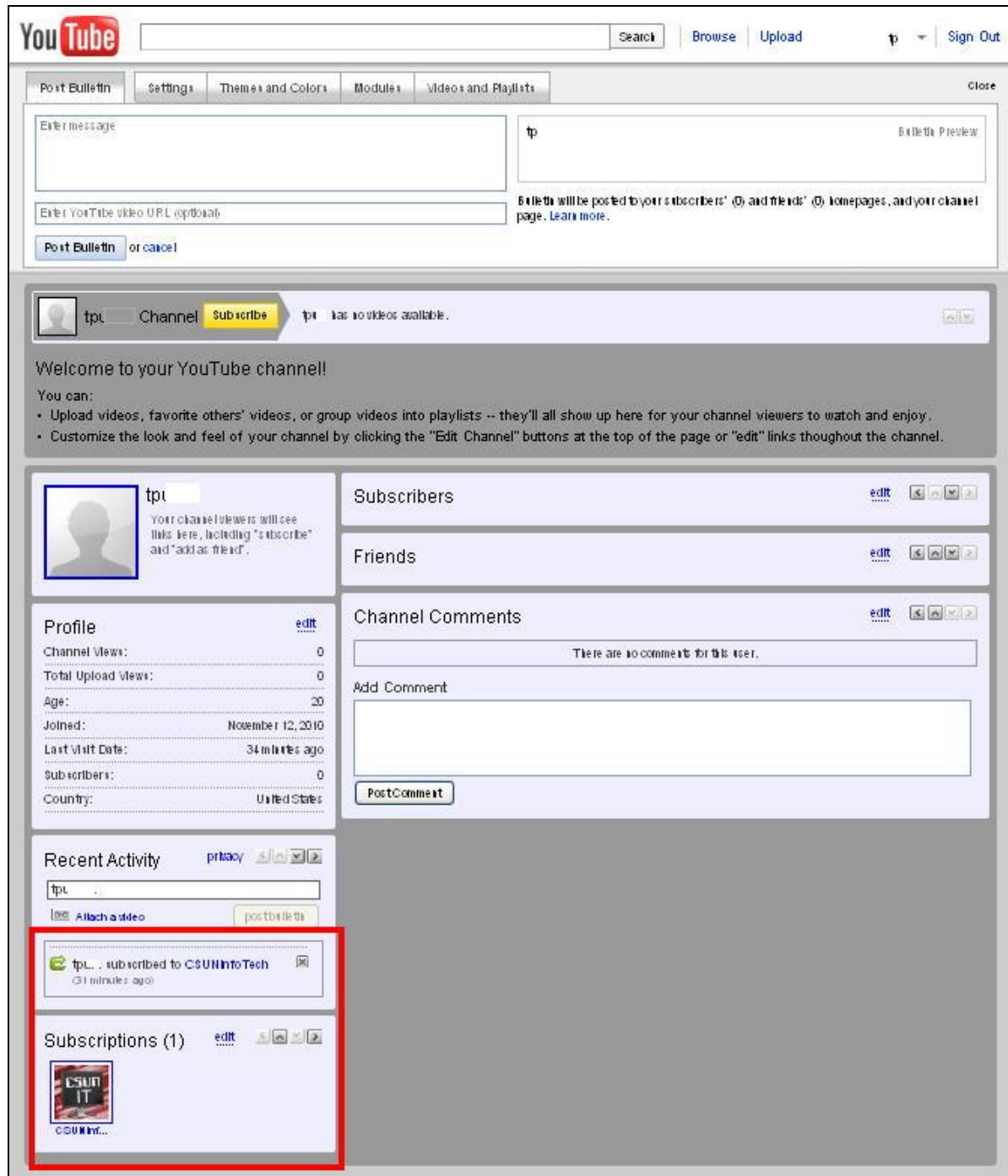
4. From the **Create a new YouTube Google Account** form, complete the password fields, and **Word Verification** field.

The screenshot shows the 'Create a new YouTube Google account' form. It includes fields for 'Your YouTube username: tpu', 'Your current email address: tpurtee@csun.edu', 'Choose a password:' (with a strength indicator), and 'Re-enter password:'. There is a checked checkbox for 'Enable Web History' and a 'Word Verification' section with a distorted image of the word 'trip' and a text input field. A red box highlights the 'Create my new account!' button at the bottom.

5. A confirmation of your subscription will appear.



6. Your YouTube account/channel has been created. Your subscription to the CSUN IT (CSUNInfoTech) channel will now appear on your YouTube channel page.



Congratulations! You have subscribed to the CSUN IT YouTube Channel and will now receive notification when new tutorials are posted.

NEED HELP?

Contact the IT Help Center by phone (818-677-1400), online at (<http://techsupport.csun.edu>) or in person in (Oviatt Library, Room 33).