




**Lecture Capture** is technology that enables instructors to digitally record their lectures (using audio and/or video, screen capture, or PowerPoint slides) and make those recordings available to students. CSUN faculty have three tools to help with lecture capture.

**Which Should I Use?**

Where to Record			
Recording in Lecture Halls NA101; JH1117; CR5122; CR 5125; CR 5126; LA181; SQ104; JA100; NH113	YES	YES	YES
Recording on your laptops / desktops	NO	YES	YES
<b>Example Use Cases</b>			
Office Hours	NO	YES	NO
Flipped Classroom	YES	YES	YES
Review Class Material	YES	YES	YES
Videoconferencing	NO	YES	NO
<b>Capabilities</b>			
Save the Video	YES (retained for 60 days)	YES	YES
Edit the Video	YES (in Camtasia or other editing tool)	YES (in Camtasia or other editing tool)	YES
Post to YouTube	YES	YES	YES
Caption for Accessibility	YES (for a fee)	YES <a href="http://www.csun.edu/captioning">www.csun.edu/captioning</a>	YES <a href="http://www.csun.edu/captioning">www.csun.edu/captioning</a>

**How Do Faculty Get Support?**

- Visit <http://www.csun.edu/it/lecture-capture>
- Call the Faculty Technology Center at 818-677-3443
- Email [ftc@csun.edu](mailto:ftc@csun.edu)
- Walk-in Help in Oviatt 33