

IBM CLOUD SERVICES ACTIVATION - QUICK GUIDE

INTRODUCTION

This guide provides instructions to set up the IBM Cloud Services. The IBM Cloud Services set up is a three-step process:

- Logging in to CSUN On the Hub to retrieve the promo code
- Registering and logging in to IBM Cloud
- Activating the IBM Cloud services with the promo code

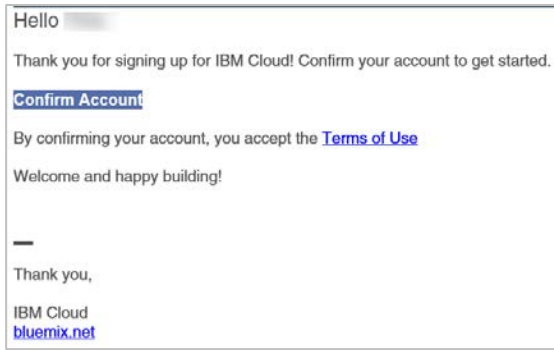
RETRIEVE THE PROMO CODE

Follow these steps to retrieve your promo code.

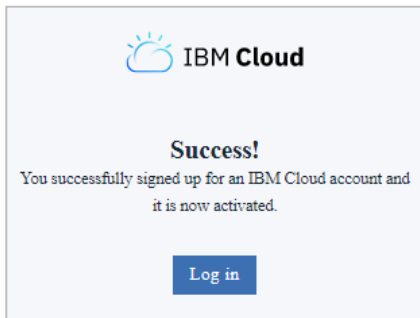
1. Log in to CSUN On the Hub using your CSUN credentials: <http://csun.onthehub.com/>
2. Select the **IBM** tab.
3. Select the **Add to Cart** button to get the **IBM Cloud Promo Code**.
4. From the shopping cart window, select the **Check Out** button.
5. Review the *Academic Program Initiative Agreement* and select the **Accept** button.
6. Complete the *Survey* by selecting or entering the best options and select the **Continue** button. (The survey is titled *Faculty Survey* but applies to all CSUN users).
7. Review your contact information and select the **Proceed with Order** button.
8. Your CSUN promotional code is displayed under **Access Codes**. Copy the promo code to use later.
9. Select the **Get Started** link to begin registering and logging in to your IBM Cloud dashboard. Instructions to **register** and **login** to your IBM Cloud dashboard are emailed to you and display in the dialog box.

REGISTER AND LOG IN TO IBM CLOUD

10. Once you have finished registering, you must check your email to confirm your IBM Cloud account.
11. From the email, select the **Confirm Account** link.



12. If the confirmation is successful, the IBM Cloud message displays. Log in using your registration email address and password.



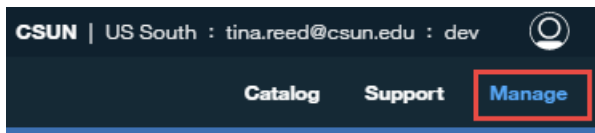
13. If successful, you are now logged in to the IBM Cloud and your dashboard displays. To use your promotion code, proceed to the next section.

ACTIVATE IBM CLOUD SERVICES WITH THE PROMO CODE

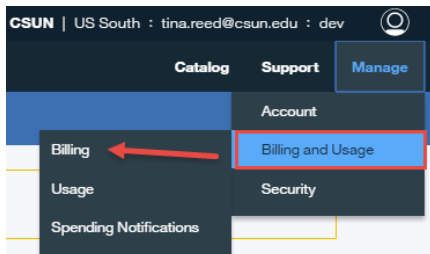
After logging in to the IBM Cloud, you need to enter the promotion code you received. The following instructions show you how to enter the code to redeem this offer.

14. Log in the IBM Cloud if you are not already logged in in: <https://console.bluemix.net/>

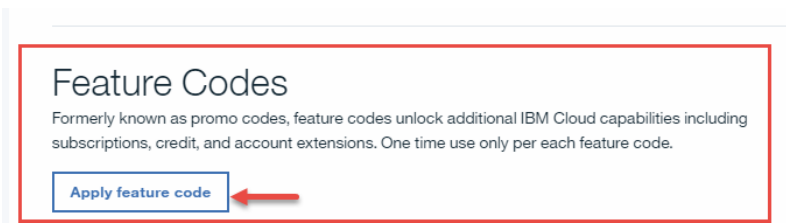
15. In the upper-right corner, select **Manage**.



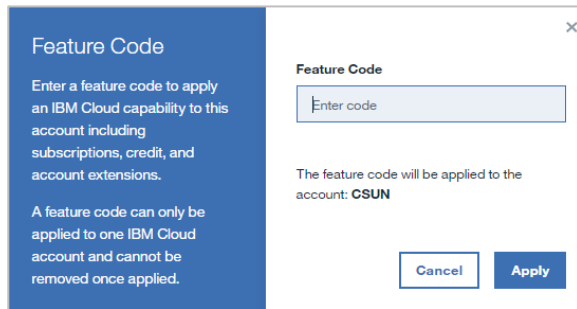
16. Select **Billing & Usage**, and then **Billing**.



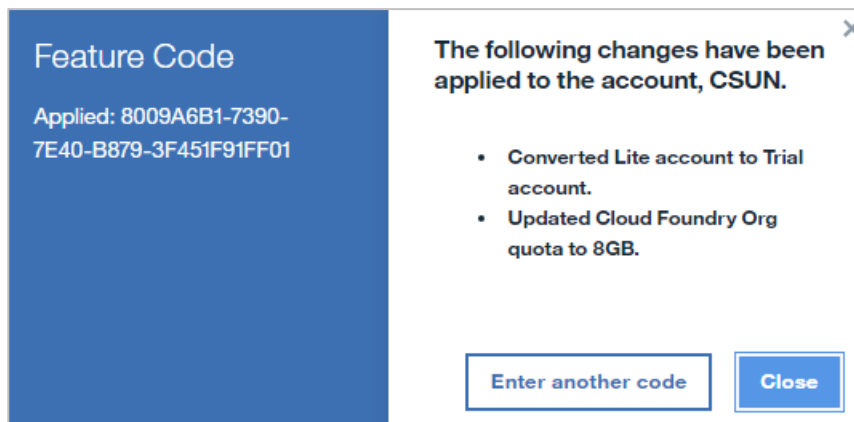
17. In the **Feature Codes** section, select the **Apply feature code** button.



18. Enter your feature code into the space provided, and then select the **Apply** button. If you get an error or the code does not take, verify that the code is entered correctly and try again.

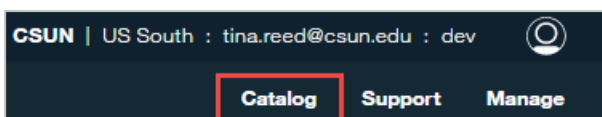


19. If the code is accepted, the confirmation window displays. Your Lite account has been converted to a Trial account and your cloud quota has been updated to reflect 8GB.

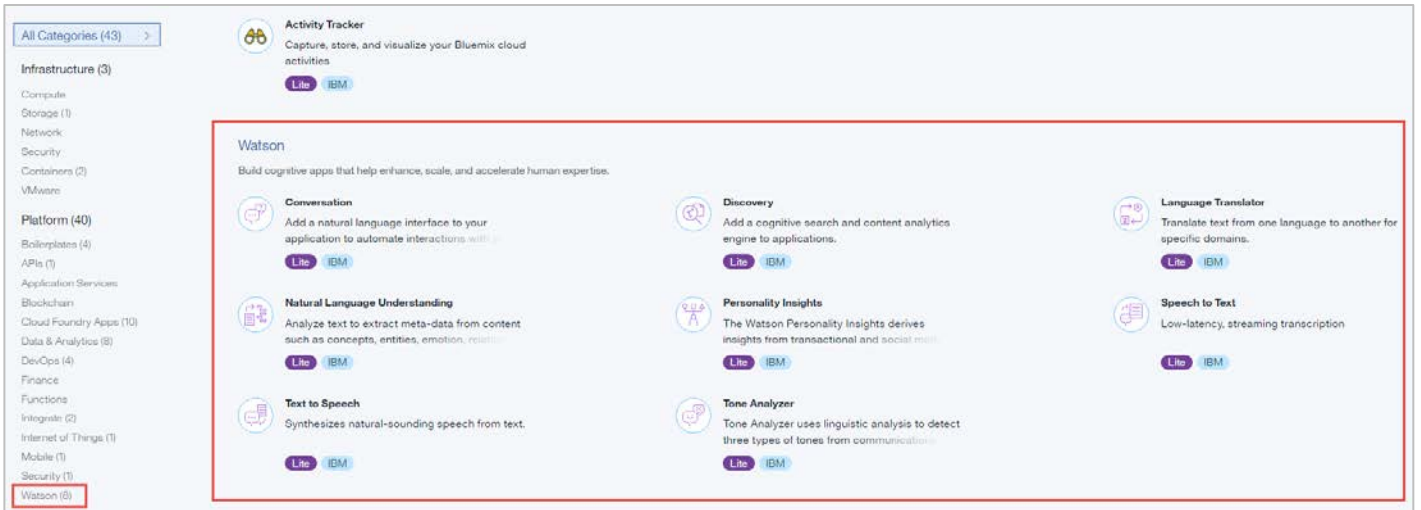


20. Select the **Close** button to return to the IBM Cloud.

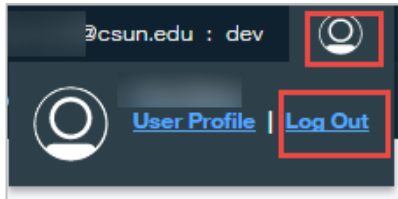
21. To view and access available services, select the **Catalog** option from the upper right corner.



22. Use the left menu to navigate to the tool you need. In this example, Watson is selected.



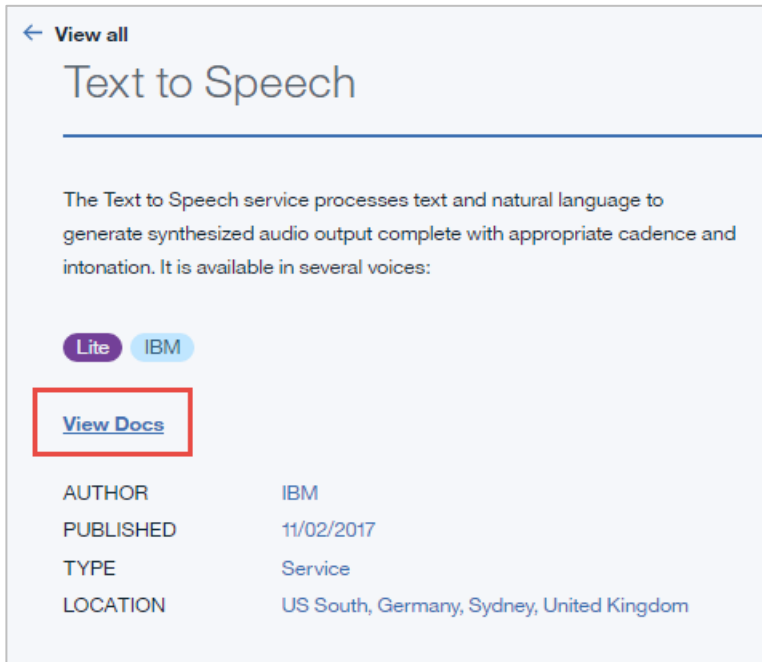
23. After using the IBM Cloud, log out by selecting the **Profile** icon in the upper right corner > **Log Out**.



USER GUIDES

User documentation is available for each tool in the IBM Cloud. To review the available user documentation, select a tool from the catalog and then select the **View Docs** link for that product.

Example of **View Docs** link in Watson: Text to Speech:



← View all

Text to Speech

The Text to Speech service processes text and natural language to generate synthesized audio output complete with appropriate cadence and intonation. It is available in several voices:

Lite IBM

[View Docs](#)

AUTHOR	IBM
PUBLISHED	11/02/2017
TYPE	Service
LOCATION	US South, Germany, Sydney, United Kingdom

NEED HELP?

Contact the IT Help Center by phone (818-677-1400), online at (<http://techsupport.csun.edu>) or in person in (Oviatt Library, First Floor, Learning Commons) for general computer issues.

If you need help using the tools within the IBM Cloud or have a question about the trial promotion, contact the ftc@csun.edu for assistance.