



Student Workbook

Anxiety Toolbox

Wellness Workshop Series

CSUN – University Counseling Services

18111 Nordhoff Street, BH 520 | Northridge, CA 91330-8217

Main Phone: (818)677-2366, option 1 | After Hours: (818)677-2366, option 3

Fax: (818)677-7910 | www.csun.edu/counseling | coun@csun.edu

Table of Contents

Welcome	Page 1
Frequently Asked Questions	Page 2
In Session Worksheets and Homework	Page 3
Session 1: Stress Curve	Page 4
Session 1: Anxiety-Avoidance Roller Coaster	Page 4
Session 1: Threat System (Fight or Flight)	Page 5
Session 1: Cross Sectional Formulation (example)	Page 6
Session 1: Cross Sectional Formulation (blank)	Page 7
Session 1: Common Anxiety Symptoms	Page 8
Session 1: Feelings Wheel	Page 9
Session 1: Sleep Hygiene	Page 10
Session 1: Homework Assignments	Page 11
Session 1: Cross Sectional Formulation (blank)	Page 12
Session 2: Cross Sectional Formulation (example)	Page 15
Session 2: Unhelpful Thinking Styles	Page 16
Session 2: Identifying Triggers	Page 17
Session 2: Homework Assignments	Page 18
Session 2: Identifying Triggers Assignment	Page 19
Session 2: Cross Sectional Formulation (blank)	Page 21
Session 3: Alternative Response (example)	Page 24
Session 3: If You're Having Trouble...	Page 25
Session 3: Alternative Response (blank)	Page 27
Session 3: Pleasant Activities	Page 30
Session 3: My Plan for Managing Anxiety	Page 31
Appendix	Page 33
Stress versus Anxiety	Page 34
Understanding Anxiety Disorders	Page 35
Grounding Exercises	Page 36
Breathing Exercises	Page 38
Online Resources	Page 39
Apps	Page 40
Books for Further Reading	Page 40

Welcome!

The goal of this workbook is to provide you with some skills to recognize and manage symptoms you may be experiencing. We hope you find it helpful.

Remember, this intervention is not intended to “get rid of” your anxiety. While occasionally unpleasant, some anxiety can actually be a helpful and motivating emotion. Our hope is that the information in this workbook will give you a foundation from which to integrate skills into your daily life in the service of reducing anxiety.

Remember that like any skill (e.g., learning to ride a bike), the skills you will learn in **Anxiety Toolbox** take time and practice to master. At times, you may encounter obstacles and/or find it difficult to integrate these skills into your daily life. That’s okay, it’s how change works, and as with all change, it’s important to practice as much as you can, even after encountering setbacks.

Think of your practice of these skills as a form of “mental health hygiene.” At the outset, it may seem tedious and you may question why you need to practice these skills so often. Think of it like dental hygiene—you brush your teeth multiple times a day to prevent the buildup of plaque and ultimately to prevent cavities. Similar to brushing your teeth, daily practice prevents a buildup of anxiety and stress over time. The more you practice and use these skills as part of your daily routine, the less tedious they may seem because they simply become a regular part of daily life.

Frequently Asked Questions (FAQ)

What is Anxiety Toolbox?

Anxiety Toolbox is a fast-paced three-session seminar specifically designed to help people who struggle with a variety of anxiety-related concerns (e.g., panic attacks, Generalized Anxiety, test anxiety). The goal of this seminar is to provide education on anxiety and to teach coping skills for managing anxiety symptoms.

Why does Anxiety Toolbox use a 3-session model?

Teaching Anxiety Toolbox over the course of 3 sessions allows you sufficient time to learn the concepts with time to practice between sessions. Keeping it to three 50-minute sessions allows you to find time in your busy schedule to learn these skills.

What if I need more than 3 weeks to learn the model?

You are not alone. The skills taught in Anxiety Toolbox are difficult and take time to build. For this reason, we offer a 6-session anxiety workshop intended to provide further support for practicing these skills.

What if I don't feel comfortable in groups?

Many people feel a little anxious about participating in a group. Anxiety Toolbox is structured and curriculum-driven, like an academic class. You are not required to speak to the entire group if you do not feel comfortable doing so. The facilitators respect each participant's right to share only what they are comfortable sharing and never require you to share sensitive or potentially embarrassing information about yourself.

What if I have an urgent need to see a counselor during Anxiety Toolbox?

Simply let the facilitator or UCS front desk staff know and they will facilitate you getting the help you need.

Why do I have to do homework?

The focus of this workshop is on building skills to cope with anxiety; in order to achieve that goal, regular practice is essential. The more you practice, the more you may find you get out of this workshop. The assignments are for you and only you, in the service of your own personal growth. You will not be required to provide your responses at any time during this workshop; however, it's important to bring your responses as you may be asked to look back on or elaborate on a prior assignment during the workshop.

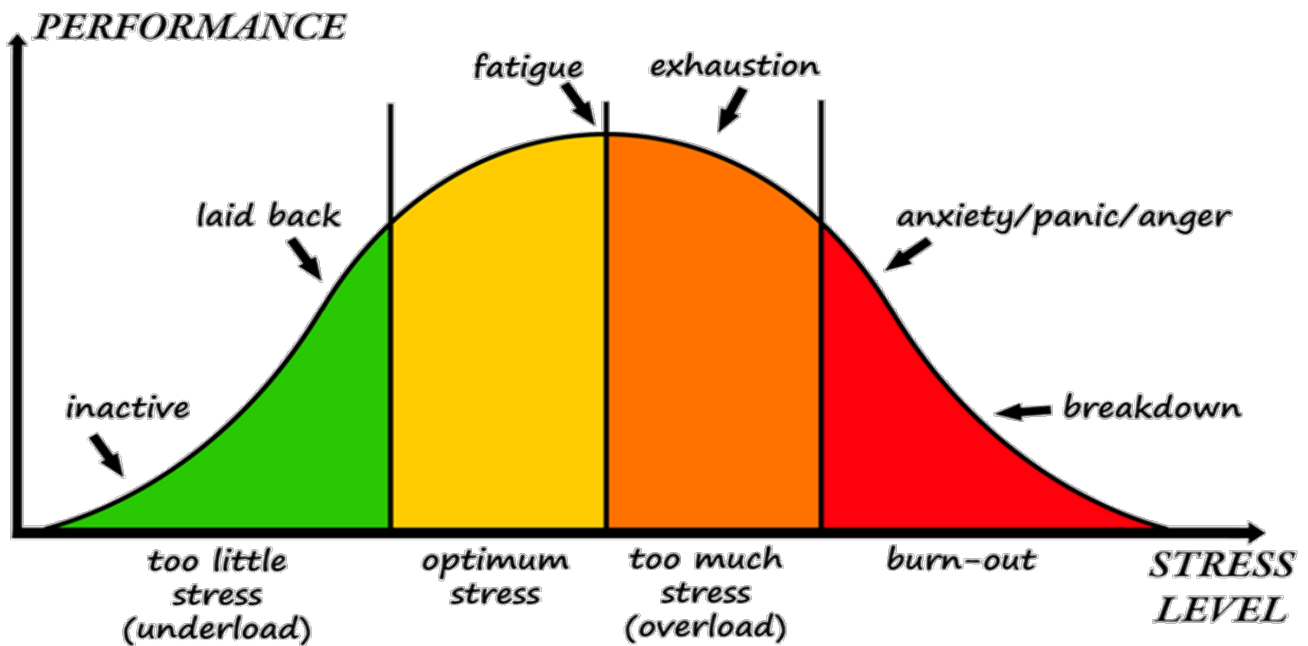
What if I didn't do my homework?

We encourage you to come to group regardless of whether or not you were able to complete the homework assignment. If you forget your workbook, we can provide you a new one. We can also assist you in working on examples when the homework is reviewed.

In Session Worksheets & Homework

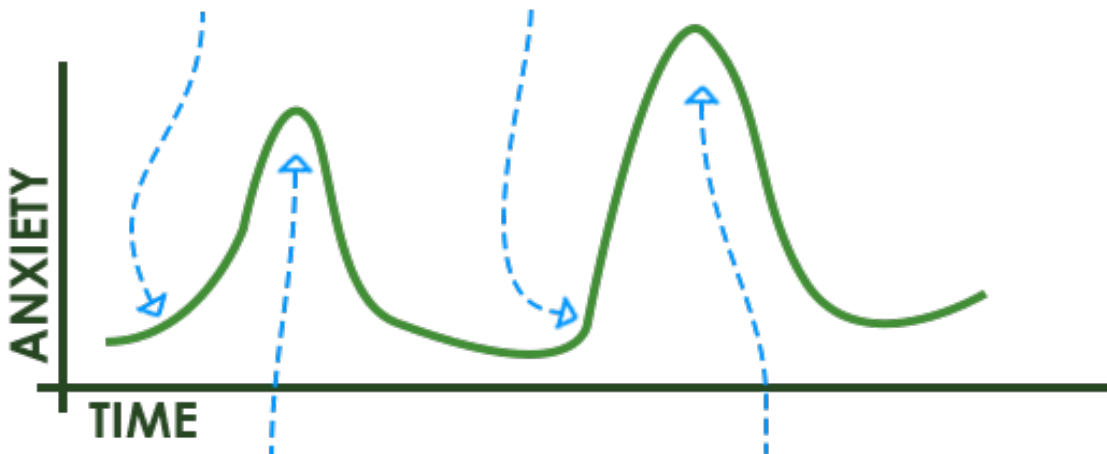
Session 1: Anxiety 101

Stress Curve



Anxiety – Avoidance Roller Coaster

(A person is confronted with an anxiety-producing situation which leads to an uncomfortable sense of worry and agitation.)



(The anxiety-producing situation is avoided, and the person receives a feeling of relief. However, next time the anxiety will be worse.)

Adapted from [Therapist Aid.com](http://TherapistAid.com)

Threat System (Fight or Flight)

The “fight or flight” response gets the body ready to fight or run away. Once a threat is detected, your body responds automatically. All of the changes happen for good reason, but may be experienced as uncomfortable when they happen in “safe” situations.

Thoughts racing

Helps us evaluate threat quickly and make rapid decisions, can be hard to focus on anything but the feeling of danger.

Changes to vision

Tunnel vision, or vision becoming “sharper”

Dry Mouth

Breathing become quicker and shallower

To take in more oxygen and make our body more able to fight or run away.

Dizzy or lightheaded

Heart beats faster

Feeds more blood to the muscles and enhances ability to fight or run away.

Adrenal glands release adrenaline

Adrenaline signals other organs to get ready.

Bladder urgency

Muscles in the bladder relax in response to stress.

Hands get cold

Blood vessels in the skin contract to force blood towards major muscle groups.

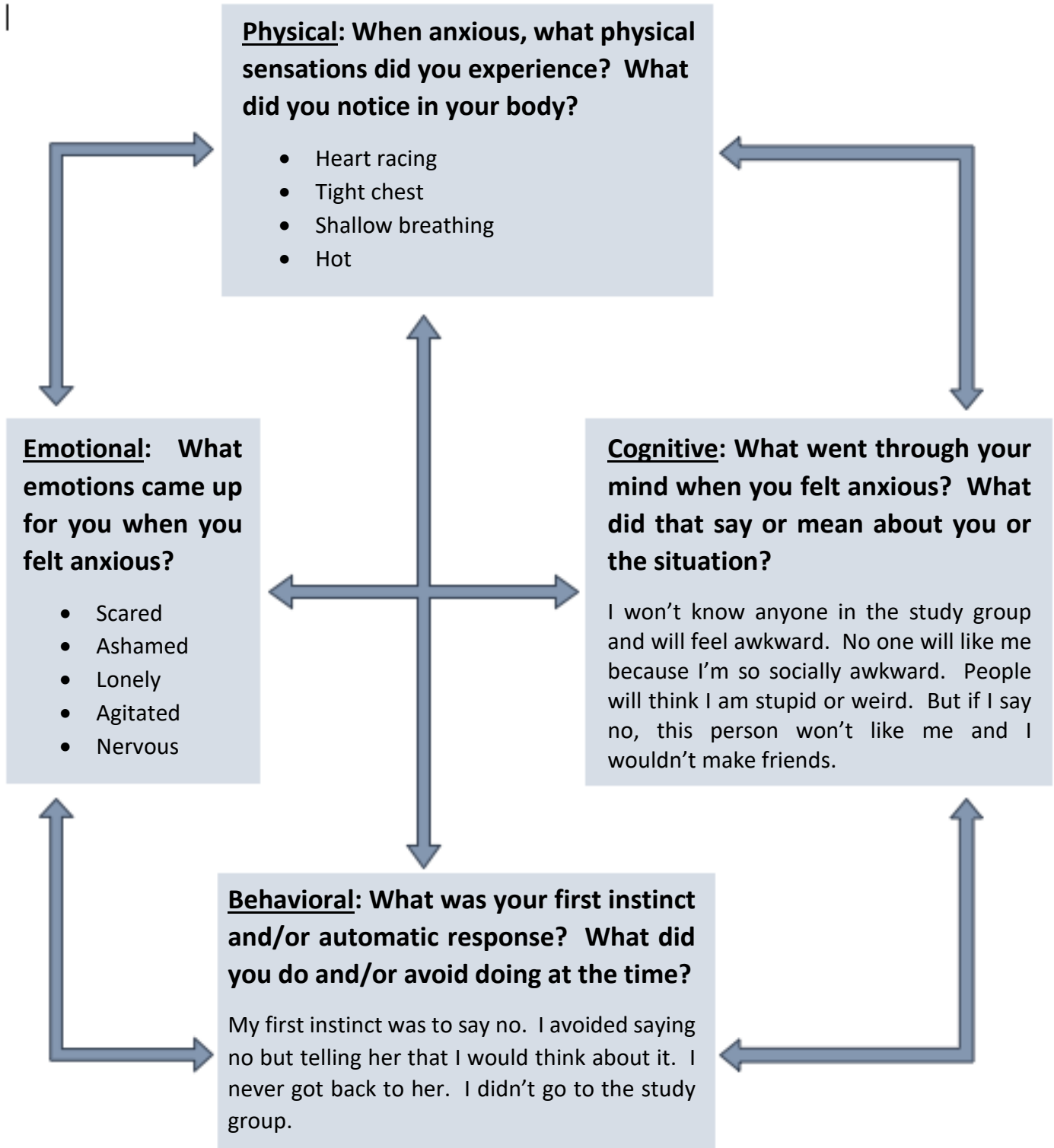
Palms become sweaty

The body sweats to keep cool, this makes it a more efficient machine.

Cross Sectional Formulation (EXAMPLE)

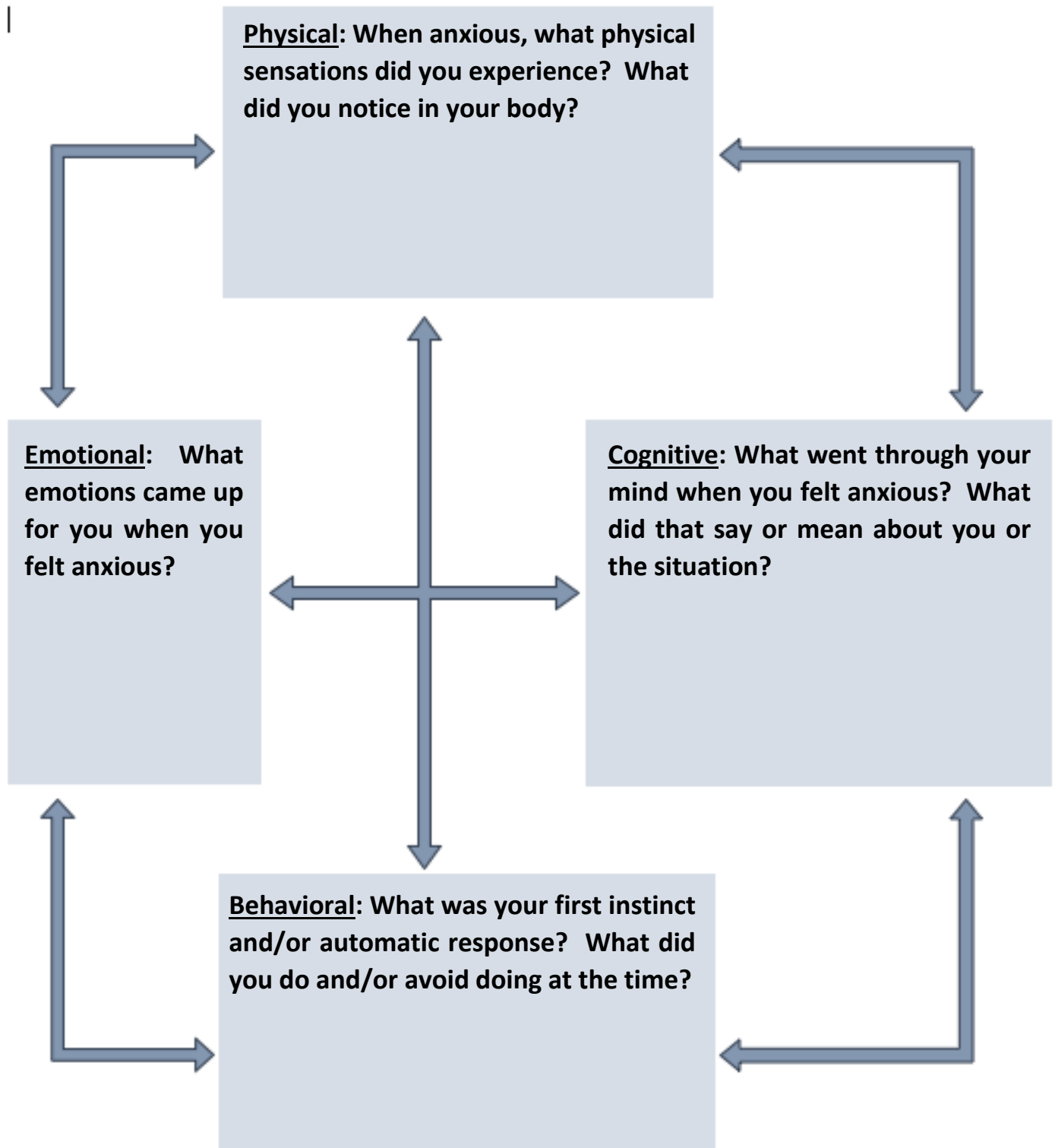
Situation: When? Where? With whom? What did you feel anxious about?

A student invited me to a study group, but I didn't know her very well and felt anxious about going.



Cross Sectional Formulation (BLANK)

Situation: When? Where? With whom? What did you feel anxious about?



Common Anxiety Symptoms

Physical Symptoms

- Increased heart rate
 - Shortness of breath
 - Chest pain or pressure
 - Choking sensation
 - Dizziness, lightheadedness
 - Sweating, hot flashes, chills
 - Nausea, upset stomach, diarrhea
 - Trembling, shaking
 - Weakness, unsteadiness, faintness
 - Tense muscles, rigidity
 - Dry mouth
 - Other:
-

Behavioral Symptoms

- Avoidance of specific situations
 - Escape, flight
 - Pursuit of safety, reassurance
 - Restlessness, agitation, pacing
 - Hyperventilation
 - Freezing, motionlessness
 - Difficulty speaking
 - Other:
-

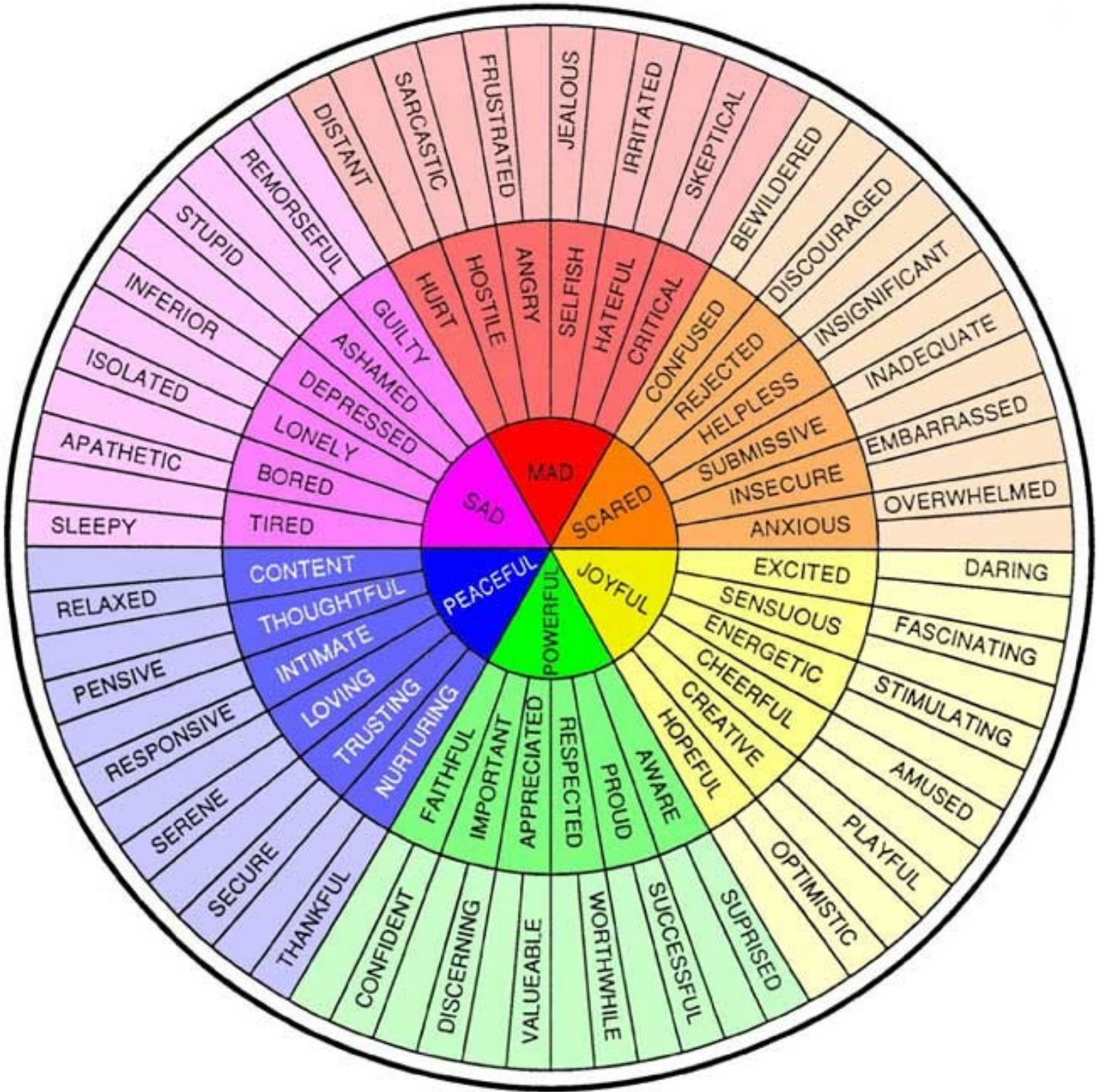
Cognitive Symptoms

- Fear of losing control, being unable to cope
 - Fear of physical injury or death
 - Fear of “going crazy”
 - Fear of negative evaluations by others
 - Frightening thoughts, images, or memories
 - Perceptions of unreality or detachment
 - Poor concentration, confusion, distractibility
 - Narrowing of attention, hypervigilance for threat
 - Poor memory
 - Difficulty in reasoning, loss of objectivity
 - Other:
-

Emotional Symptoms

- Feeling nervous, tense, wound up
 - Feeling frightened, fearful, terrified
 - Being edgy, jumpy, jittery
 - Being impatient, frustrated
 - Other:
-

Feelings Wheel



Sleep Hygiene

'*Sleep hygiene*' is the term used to describe good sleep habits. Considerable research has gone into developing a set of guidelines and tips designed to enhance good sleeping, and there is much evidence to suggest that these strategies can provide long-term solutions to sleep difficulties. There are many medications which are used to treat insomnia, but these tend to be only effective in the short-term. Talk to your health professional about what is right for you, but we recommend good sleep hygiene as an important part of treating insomnia, either with other strategies such as medication or cognitive therapy or alone.



Get Regular

Go to bed and get up at more or less the same time every day, even on weekends and days off!



Get Up and Try Again

Try to go to sleep only when tired. If you haven't been able to get to sleep after about 30 minutes, get up and do something calming (not stimulating) until you feel sleepy, then return to bed and try again.



Avoid Caffeine and Nicotine

Avoid consuming any caffeine (coffee, tea, soda, chocolate) or nicotine (cigarettes, vaping) for at least 4 to 6 hours before going to bed. These act as stimulants and interfere with falling asleep.



Avoid Alcohol

Avoid alcohol for at least 4 to 6 hours before bed because it interrupts the quality of sleep.



Bed is for Sleeping

Try not to use your bed for anything other than sleeping and sex, so that your body comes to associate bed with sleep.



Electronic Curfew

Don't use back-lit electronics 60 minutes prior to bed, as the artificial light inhibits hormones and neurons that promote sleep.



No Naps

Avoid taking naps during the day. If you can't make it through the day without a nap, make sure it is for less than an hour and before 3pm.




Sleep Rituals

Develop rituals to remind your body that it is time to sleep, like relaxing stretches or breathing exercises for 15 minutes before bed.



No Clock-watching

Checking the clock during the night can wake you up and reinforces negative thoughts such as, "Oh no, look how late it is, I'll never get to sleep."



The Right Space

Make your bed and bedroom quiet and comfortable for sleeping. An eye mask and earplugs may help block out light and noise.



Keep Daytime Routine the Same

Even if you have a bad night's sleep, it is important that you try to keep your daytime activities the same as you had planned. That is, don't avoid activities because you feel tired. This can reinforce the insomnia.

Adapted from [Centre for Clinical Interventions](#)

Session 1:

Homework Assignments

Assignment 1:

Complete at least 1 simple Cross Sectional Formulation worksheet for review next week (multiple blank copies are provided starting on the next page).

Assignment 2:

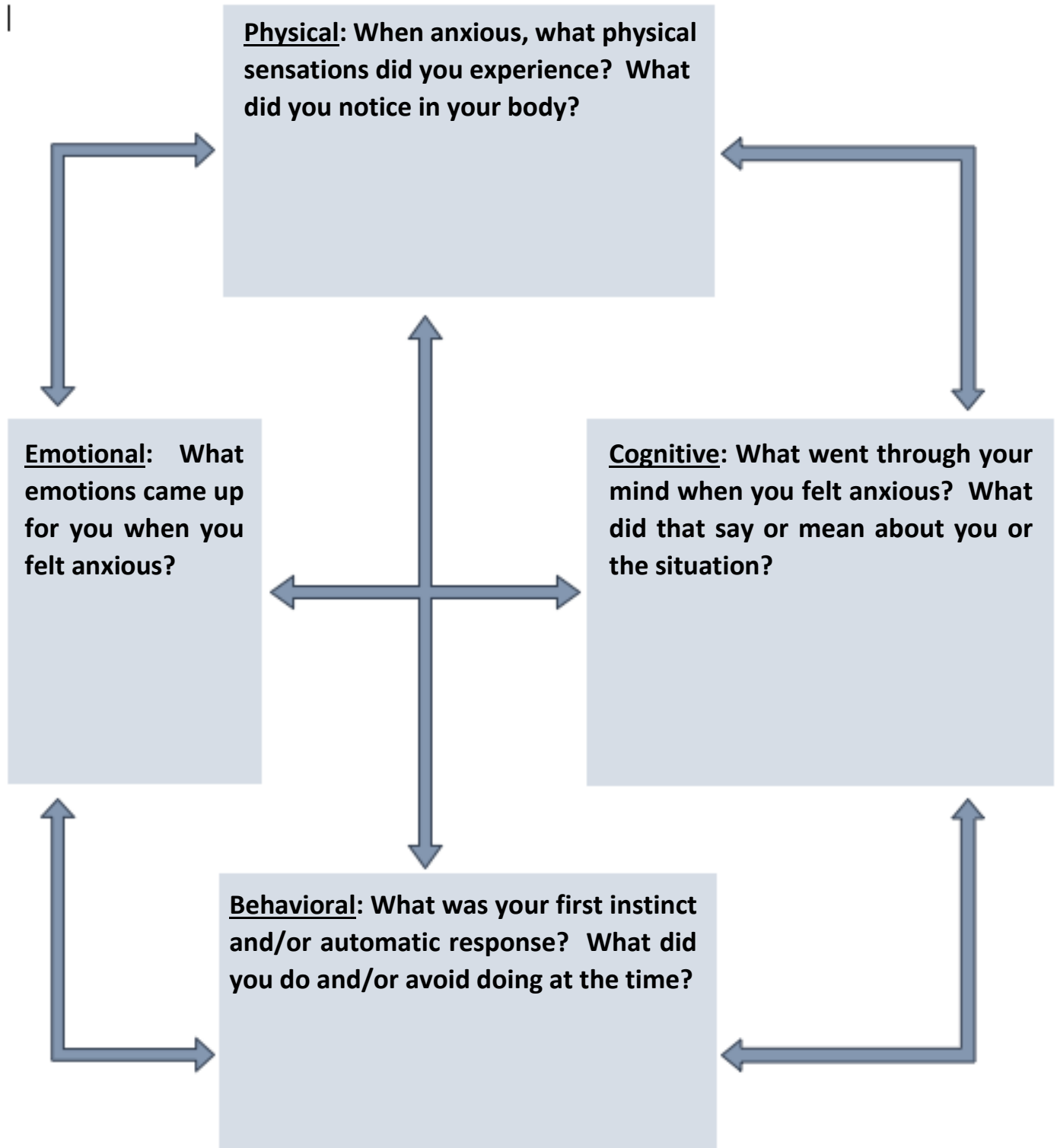
Practice Deep Breathing

Assignment 3:

Implement one (1) Sleep Hygiene Tip (review the previous page).

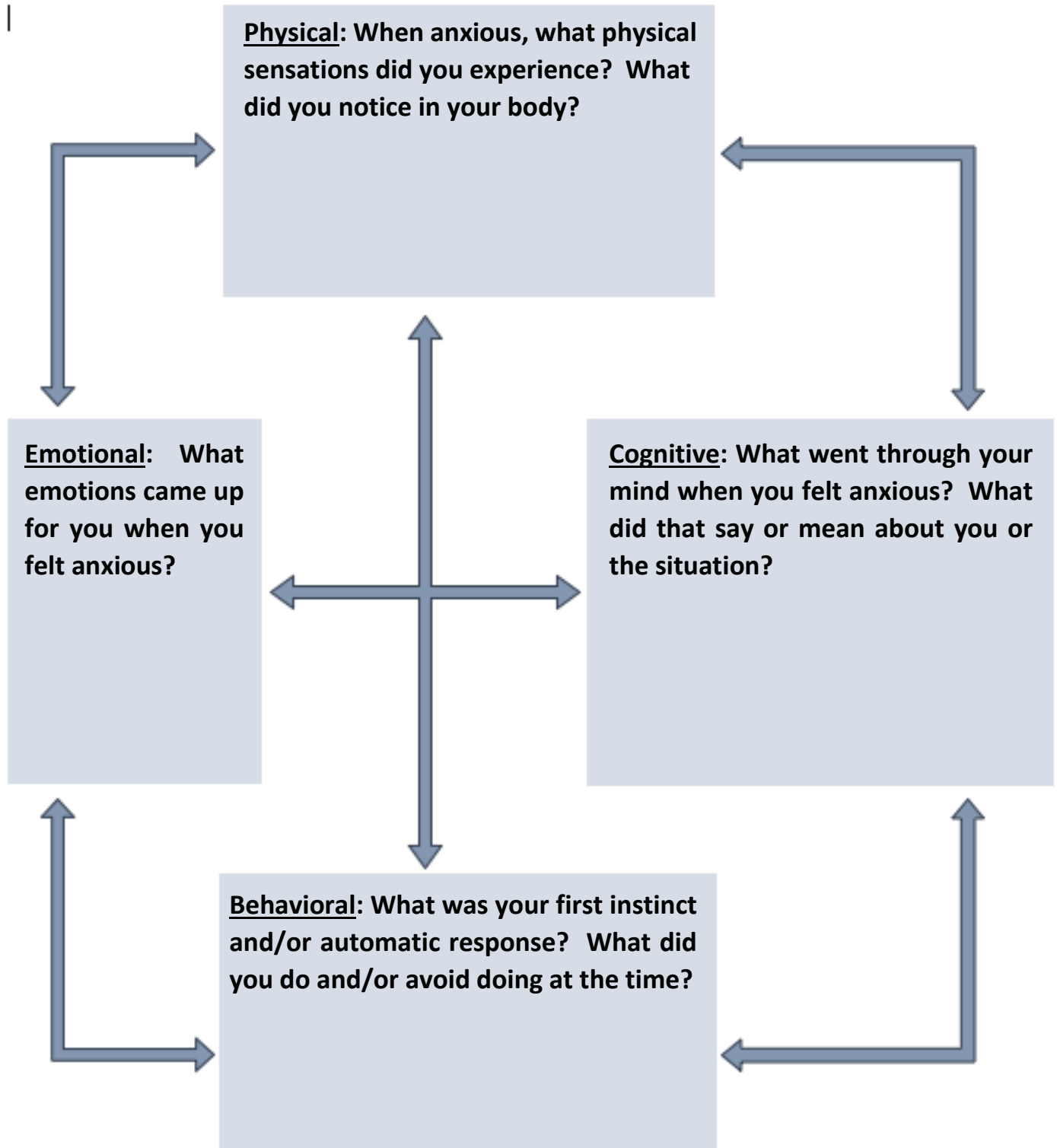
Cross Sectional Formulation (BLANK)

Situation: When? Where? With whom? What did you feel anxious about?



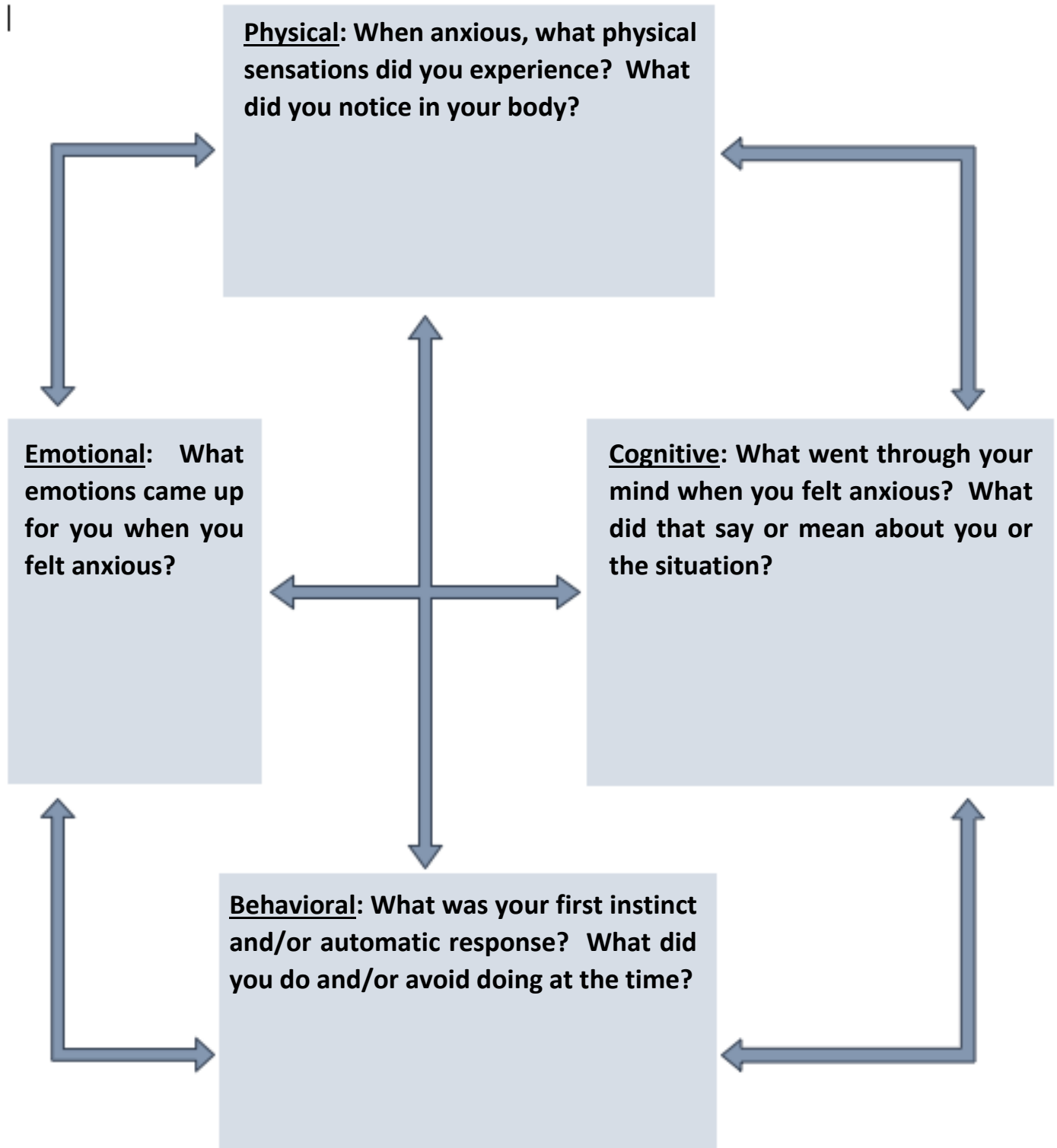
Cross Sectional Formulation (BLANK)

Situation: When? Where? With whom? What did you feel anxious about?



Cross Sectional Formulation (BLANK)

Situation: When? Where? With whom? What did you feel anxious about?

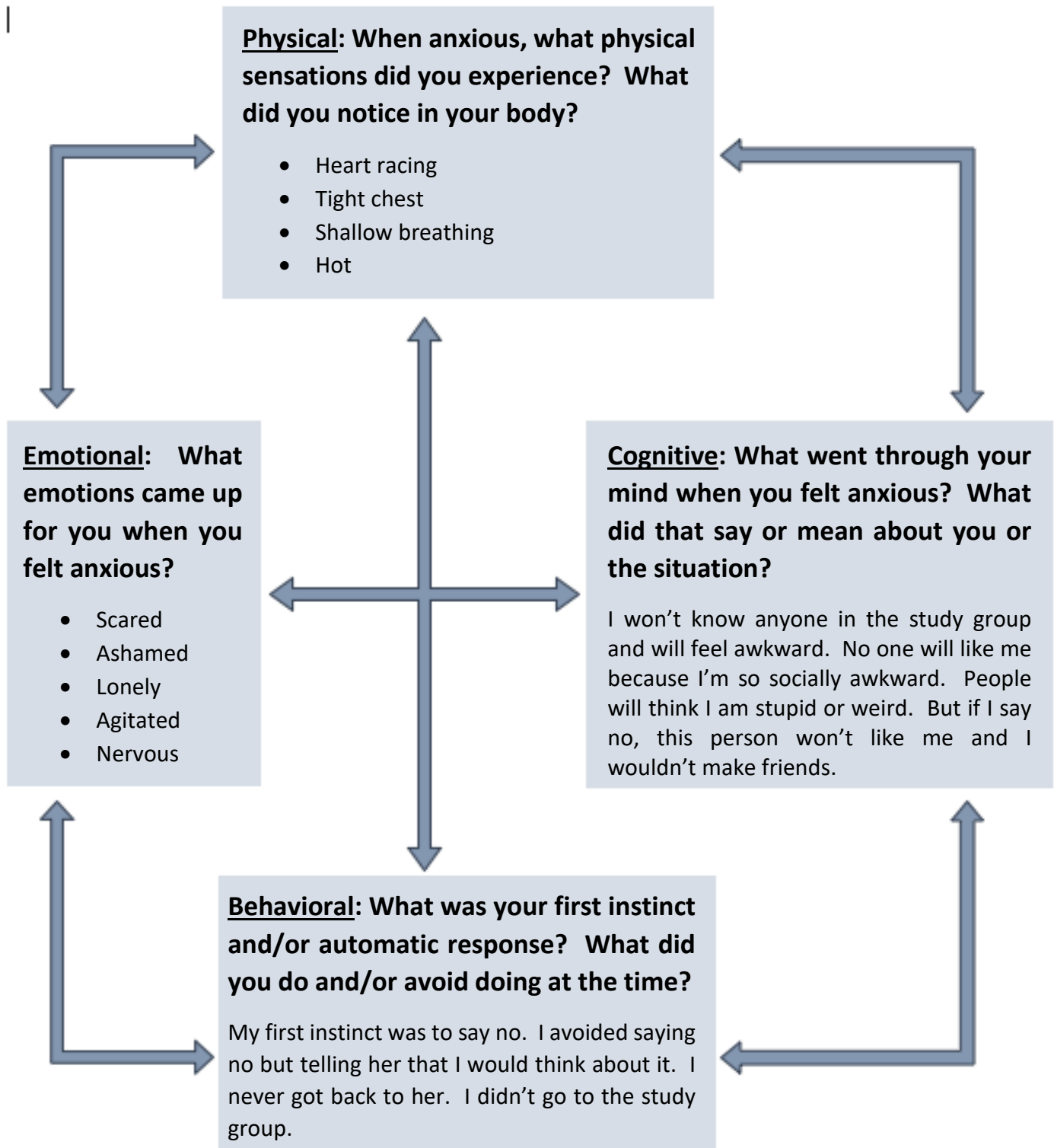


Session 2: Automatic Thoughts & Unhelpful Cognitions

Cross Sectional Formulation (EXAMPLE)

Situation: When? Where? With whom? What did you feel anxious about?

A student invited me to a study group, but I didn't know her very well and felt anxious about going.



All or nothing thinking

Sometimes called “black and white thinking”

- *If I’m not perfect I have failed*
- *Either I do it right or not at all*

Mental filter

Only paying attention to certain types of evidence

- *Noticing our failures but not seeing our successes*

Jumping to conclusions

There are two key types of jumping to conclusions:

- *Mind reading: imagining we know what others are thinking*
- *Fortune telling: predicting the future*

Emotional reasoning

Assuming that because we feel a certain way what we think must be true

- *I feel embarrassed so I must be an idiot*

Labeling

Assigning labels to ourselves or other people

- *I’m a loser*
- *I’m completely useless*
- *They’re such an idiot*

Over-generalizing

Seeing a pattern based upon a single event, or being overly broad in the conclusions we draw

- *Nothing good ever happens*

Disqualifying the positive

Discounting the good things that have happened or that you have done for some reason or another

- *That doesn’t count*

Magnification (catastrophizing) & minimization

Blowing things out of proportion (catastrophizing), or inappropriately shrinking something to make it seem less important

Should, must

Using critical words like “should”, “must”, or “ought” can make us feel guilty, or like we have already failed; if we apply “shoulds” to other people the result is often frustration

Personalization

Blaming yourself or taking responsibility for something that wasn’t completely your fault; conversely, blaming other people for something that was your fault

- *This is my fault*

Identifying Triggers Worksheet

While at times it may be difficult to identify a trigger, understanding your triggers for anxiety is an important step in helping you know when to implement and/or emphasize practice of the coping strategies you will learn in Anxiety Toolbox. Triggers can be external events (e.g., a test) or internal stimuli (e.g., a physical sensation or emotion) that led to your experience of anxiety (i.e., the emotional, physical, cognitive, and behavioral symptoms previously discussed during this workshop). Remember that sometimes the symptoms themselves can be a trigger that starts the cycle of anxiety.

The following are some typical categories in which triggers might appear with examples:

Responses to Internal Stimuli:

- **Emotions:** e.g., feeling down, fear or worry
- **Mental Images:** e.g., replaying interpersonal interactions or performance experience
- **Physical States:** e.g., racing heartbeat, lightheadedness, tightness in chest
- **Thoughts:** e.g., “I might fail this test”, “That person must not like me”, “If someone talks to me in class, I won’t be able to handle it.”

Responses to External Stimuli:

- **Presence of Others:** e.g., attending a social event, meeting with a professor, spending time with roommates, family interactions
- **Physical Setting:** e.g., a classroom, open areas on campus, inside a car
- **Social Pressure:** e.g., feeling pressured to make friends, feeling pressured to perform well in school (in comparison to your peers)
- **Activities:** e.g., a sports event, a party, going home for the weekend

List some triggers you experience related to your anxiety:

1.

2.

3.

4.

5.

Session 2:

Homework Assignments

Assignment 1:

Complete Identifying Triggers Worksheet on page 19

Assignment 2:

Complete at least one Simple Cross Sectional Formulation worksheet for review next week (multiple blank copies provided starting on page 21)

Identifying Triggers Assignment

Pay attention to any triggers for anxiety that you may experience over the next week. Write them down in the following categories. You may have triggers in all of the categories or you may notice triggers in only one or two categories. (Use the “other” category for triggers you feel don’t fit in the options listed.)

Emotions:

1.

2.

3.

Mental Images:

1.

2.

3.

Physical States:

1.

2.

3.

Thoughts:

1.

2.

3.

Presence of Others:

1.

2.

3.

Physical Setting:

1.

2.

3.

Social Pressure:

1.

2.

3.

Activities:

1.

2.

3.

Other:

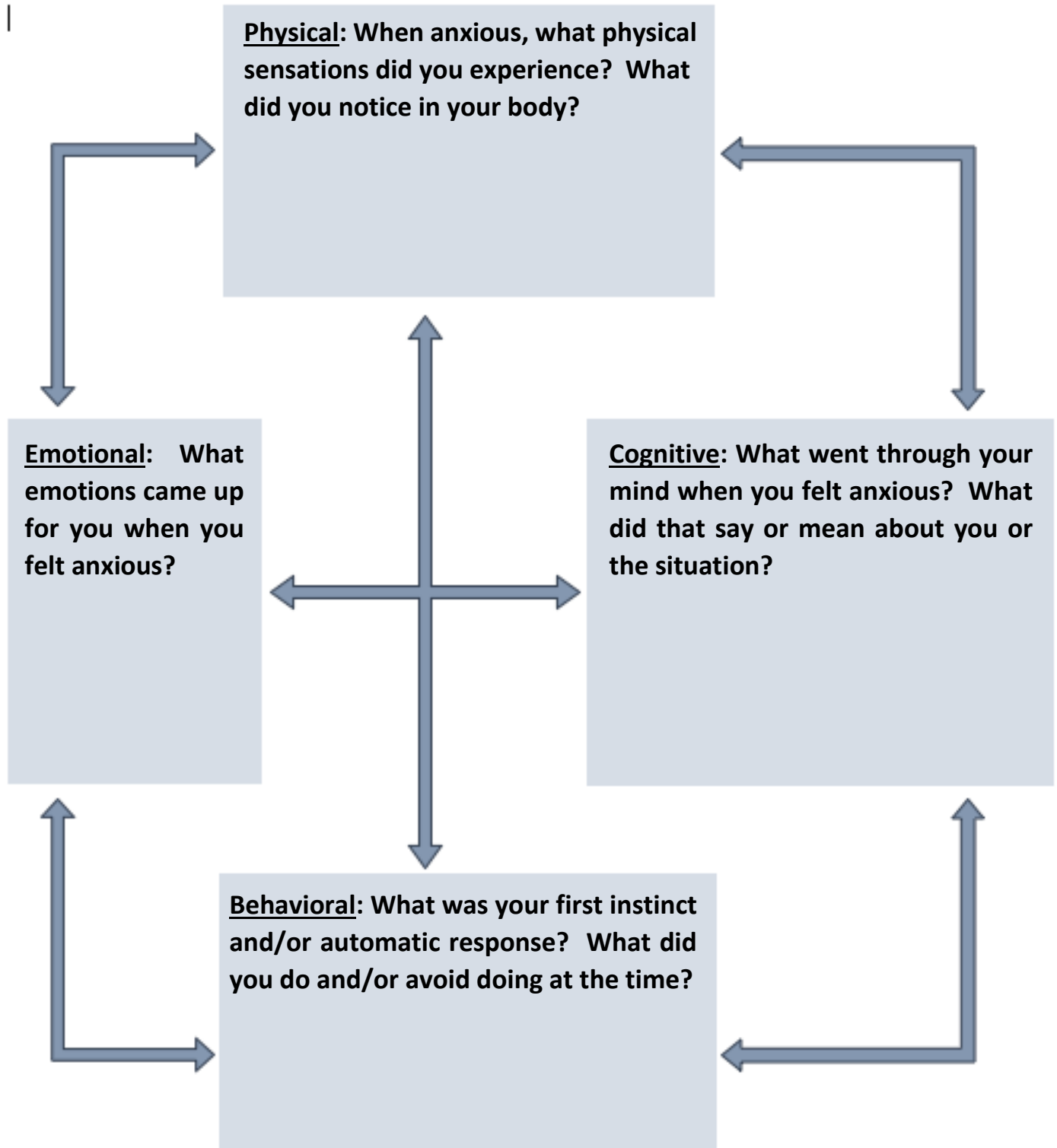
1.

2.

3.

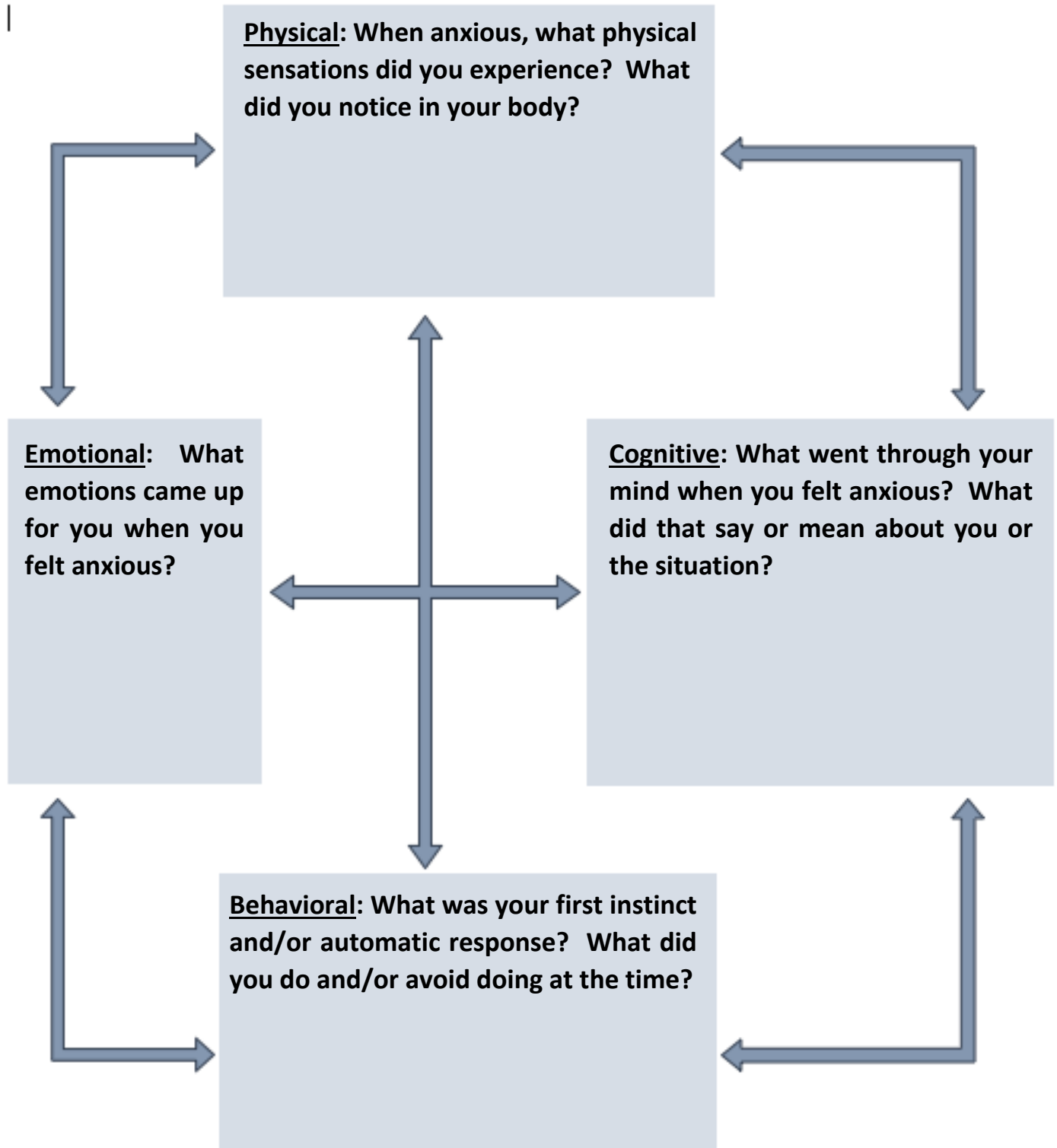
Cross Sectional Formulation (BLANK)

Situation: When? Where? With whom? What did you feel anxious about?



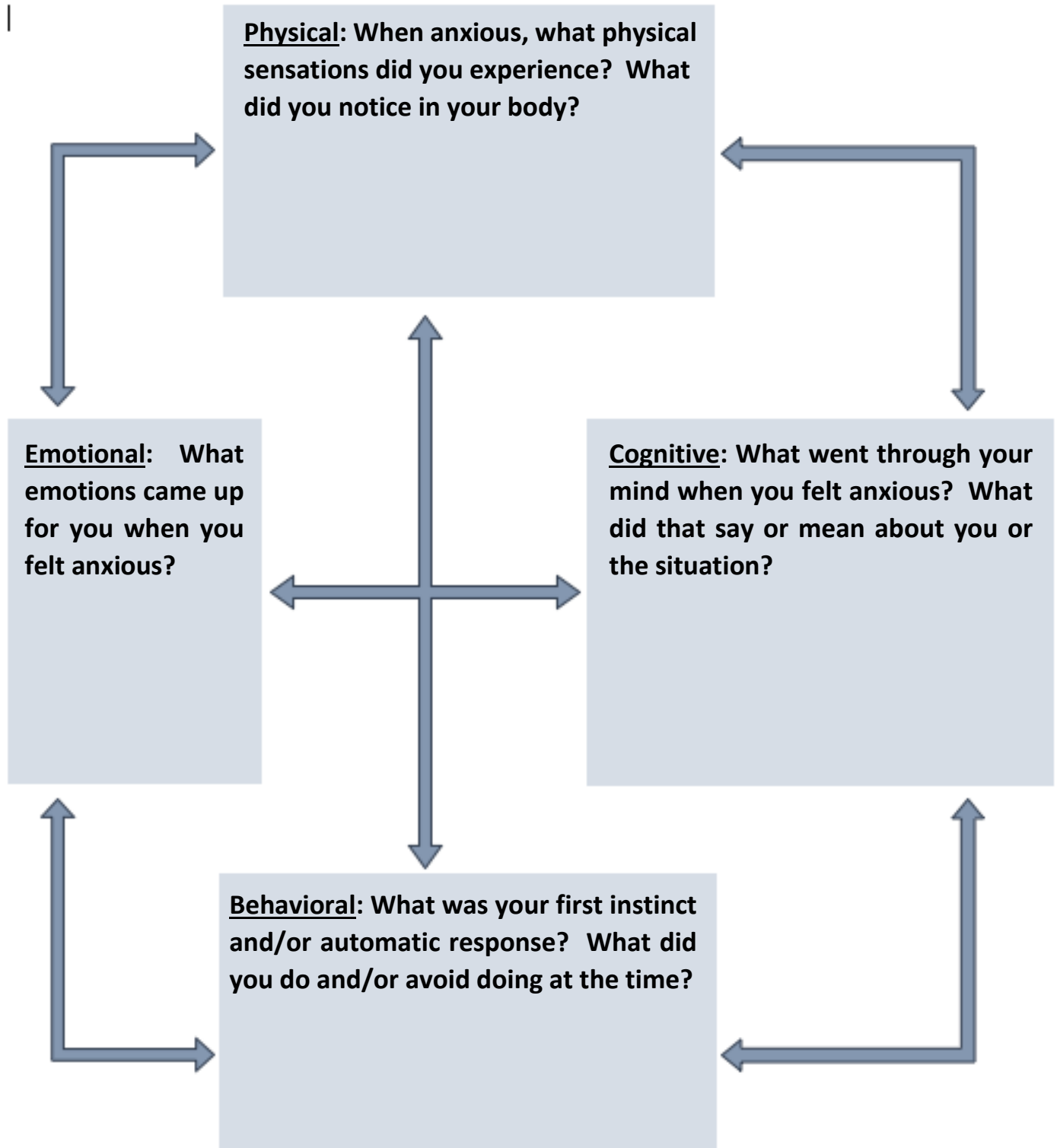
Cross Sectional Formulation (BLANK)

Situation: When? Where? With whom? What did you feel anxious about?



Cross Sectional Formulation (BLANK)

Situation: When? Where? With whom? What did you feel anxious about?



Session 3:

Alternative Responses, Grounding, & Self-Care – Putting it all Together

Alternative Response Worksheet (EXAMPLE)

Situation: When? Where? With whom? What did you feel anxious about?

A student invited me to a study group, but I didn't know her very well and felt anxious about going.

Alternative Thoughts and

Images:

Are these thoughts helpful? Are the anxious thoughts 100% true/accurate, 100% of the time? What are other ways of looking at this?

What is the bigger picture?

- *I may not be as socially awkward as I think*
- *If she invited me, she probably wants me there*
- *I might still have to be able to participate even if I am anxious*

Alternative Behaviors:

What could you do that would be more helpful for you, others, and/or the situation? What are coping strategies that might be helpful?

Coping Strategies I Can Use:

- Deep breathing*
- Distract myself*
- Seek support from a friend/family member*
- Do a pleasurable activity*
- Use alternative response worksheet*

Alternative Feelings:

What are feelings that are more helpful? What if you acted and thought differently about the situation? How might these changes help you feel differently?

- *Excited*
- *Wanted*
- *Liked*
- *Hopeful*

Original Outcome: What was the original outcome?

I stayed home and watched Netflix.

Desired Outcome:

Using these new alternatives, what would you like the outcome to be in the future?

I want to go to the study group so that I can learn and make friends.

If I feel too uncomfortable, I can always leave.

If You're Having Trouble, Ask Yourself These Questions:

Whenever we recognize an anxiety-related thought, feeling or behavior, it can be very helpful to ask ourselves the following questions:

Alternative THOUGHTS:

1. What are other ways of looking at this situation?
2. Am I looking at the whole picture?
3. What might be a more helpful way of picturing this situation?
4. What unhelpful thinking styles might I be using here (see below)?
5. What is the evidence that my thoughts are true? Is there an alternative way of thinking about this situation that is more true?
6. What is the probability that my thoughts will happen? What are some other things that could happen that are equally, if not more, probable?
7. Have I had any experiences in the past that suggests that this thought might not be COMPLETELY true ALL of the time?
8. Can I really predict the future? Is it helpful to try? What is more helpful?
9. Am I exaggerating how bad the result might be? What is more realistic?
10. Can I read people's minds? What else might they be thinking (that's not so negative)?
11. If a friend or loved one were in this situation and had this thought, what would I tell them?

Common Cognitive Distortions (Unhelpful Thinking Styles)

All or Nothing Thinking:

Thinking in absolute, black and white categories

Mental Filter:

Only paying attention to certain types of evidence (e.g., dwelling on the negatives)

Labeling:

Assigning labels to ourselves or others

Disqualifying the positive:

Discounting the good things that have happened

Jumping to Conclusions:

Mind reading: imagining we know what others are thinking

Fortune telling: predicting the future

Over-generalizing:

Seeing a pattern based upon a single event or being overly broad in conclusions we draw

Emotional Reasoning:

Assuming because we feel a certain way, what we think must be true

Should/Must Thinking:

Using words like "should", "must", "ought to" or "have to"

Magnification (catastrophizing) and minimization:

Blowing things out of proportion or inappropriately shrinking something to make it seem less important

Personalization:

Blaming yourself for something you weren't entirely responsible for OR blaming others and overlooking ways you may have contributed to the outcome

Alternative BEHAVIORS:

1. What could I do in the moment that would be more helpful?
2. What's the best thing to do (for me, for others, or for the situation)?
3. If my feared situation happens, how will I cope? What coping skills can I use to handle my feared situation? What have I done in the past that was successful?
4. Am I needing to work on acceptance, letting go of control, being okay with less than perfect, or having faith in the future and myself?
5. Breathe: Focus your attention on your breathing. Imagine you have a balloon in your belly, inflating on the in-breath, deflating on the out-breath.

Alternative FEELINGS:

1. What might it feel like if I acted/thought differently?
2. When I'm not feeling this way, do I think about this situation differently?
3. Are there any strengths or positives in me or the situation that I might be ignoring?
4. What else might this anxiety be related to? Is it *really* about feeling _____?
5. Tell yourself: "This feeling will pass. It's a normal body reaction."

Alternative Response Worksheet (BLANK)

Situation: When? Where? With whom? What did you feel anxious about?

Alternative Thoughts and

Images:

Are these thoughts helpful? Are the anxious thoughts 100% true/accurate, 100% of the time? What are other ways of looking at this? What is the bigger picture?

Alternative Behaviors:

What could you do that would be more helpful for you, others, and/or the situation? What are coping strategies that might be helpful?

Coping Strategies I Can Use:

- Deep breathing*
- Distract myself*
- Seek support from a friend/family member*
- Do a pleasurable activity*
- Use alternative response worksheet*

Alternative Feelings:

What are feelings that are more helpful? What if you acted and thought differently about the situation? How might these changes help you feel differently?

Original Outcome: What was the original outcome?

Desired Outcome:

Using these new alternatives, what would you like the outcome to be in the future?

Alternative Response Worksheet (BLANK)

Situation: When? Where? With whom? What did you feel anxious about?

Alternative Thoughts and

Images:

Are these thoughts helpful? Are the anxious thoughts 100% true/accurate, 100% of the time? What are other ways of looking at this? What is the bigger picture?

Alternative Behaviors:

What could you do that would be more helpful for you, others, and/or the situation? What are coping strategies that might be helpful?

Coping Strategies I Can Use:

- Deep breathing*
- Distract myself*
- Seek support from a friend/family member*
- Do a pleasurable activity*
- Use alternative response worksheet*

Alternative Feelings:

What are feelings that are more helpful? What if you acted and thought differently about the situation? How might these changes help you feel differently?

Original Outcome: What was the original outcome?

Desired Outcome:

Using these new alternatives, what would you like the outcome to be in the future?

Alternative Response Worksheet (BLANK)

Situation: When? Where? With whom? What did you feel anxious about?

Alternative Thoughts and

Images:

Are these thoughts helpful? Are the anxious thoughts 100% true/accurate, 100% of the time? What are other ways of looking at this? What is the bigger picture?

Alternative Behaviors:

What could you do that would be more helpful for you, others, and/or the situation? What are coping strategies that might be helpful?

Coping Strategies I Can Use:

- Deep breathing*
- Distract myself*
- Seek support from a friend/family member*
- Do a pleasurable activity*
- Use alternative response worksheet*

Alternative Feelings:

What are feelings that are more helpful? What if you acted and thought differently about the situation? How might these changes help you feel differently?

Original Outcome: What was the original outcome?

Desired Outcome:

Using these new alternatives, what would you like the outcome to be in the future?

Pleasant Activities

Acting	Amusing people	Attending a concert	Beachcombing	Being alone	Being with animals	Being at the beach
Being complimented	Being coached	Being counseled	Being in the country	Being at a family get-together	Being at a fraternity/sorority	Being with friends
Being with happy people	Being in the mountains	Being with my roommate	Being with someone I love	Being told I am loved	Being with my parents	Bird-watching
Boating/canoeing	Budgeting my time	Buying things for myself	Buying something for someone I care about	Camping	Caring for plants	Canning/making preserves
Cheering for something	Collecting things	Combing/brushing my hair	Completing a difficult task	Complimenting or praising someone	Cooking	Counseling someone
Dancing	Dating someone I like	Designing/drafting	Discussing my favorite hobby	Doing art work	Doing experiments	Doing favors for people I like
Doing housework	Dreaming at night	Driving long distances	Eating good meals	Exploring/hiking	Expressing love to someone	Feeling the presence of a Higher Power
Fishing	Fixing machines	Gardening/doing yardwork	Gathering natural objects	Giving gifts	Giving a party for someone	Getting up early
Getting massages	Giving massages	Going to an amusement park/zoo	Going to a barber/beautician	Going to a concert	Going to lectures	Going to a luncheon/potluck
Going to a health club/sauna/spa	Going to the movies	Going to a museum	Going on nature walks/field trips	Going to a play	Going to a restaurant	Going to a reunion
Going to a spiritual/peaceful place	Going to a sports event	Having coffee/tea with friends	Having daydreams	Having friends over to visit	Having a lively talk	Having lunch with friends
Having an original idea	Having spare time	Hearing jokes	Helping someone	Hiking	Horseback riding	Improving my health
Kicking sand/pebbles/leaves	Kissing	Knitting/crocheting	Laughing	Learning something new	Listening to the radio	Listening to music
Looking at the stars/moon	Making charitable donations	Making food to give away	Making a new friend	Meditating/doing yoga	Planning or organizing something	Playing sports
Playing cards	Playing music	Playing with a pet	Playing in nature	Playing a board game/chess	Photography	Repairing things
Reading	Reminiscing	Riding in an airplane	Running/jogging	Saying prayers	Seeing beautiful scenery	Seeing old friends
Sewing	Shaving	Singing	Sleeping late	Smelling a flower or plant	Seeing good things happen to people	Solving a puzzle/crossword
Speaking a foreign language	Staying up late	Smiling at people	Taking a bath	Using my strengths	Watching TV	Writing in a journal

Putting it All Together: My Plan for Managing Anxiety

1. My primary anxiety symptoms include (page 8):
 - a. Emotional:

 - b. Physical:

 - c. Cognitive:

 - d. Behavioral:

2. Some of my unhelpful ways of thinking are (page 16):
(e.g., all or nothing thinking, catastrophizing, etc.)

3. My situational and cognitive triggers are: (pages 17, 19-20)
(e.g., unfamiliar situations, negative thoughts, etc.)

4. The most helpful grounding techniques (page 36-37):

5. The most helpful relaxation exercise:

6. The best time and place to practice relaxation exercises:

7. When I feel overwhelmed, it is helpful for me to (pages 25-26, 30, 38):

8. Positive changes I can make to help my sleep include (page 10):

9. **MY GOALS:** Name two goals you would like to achieve *over the next few months*, related to anxiety and self-care. Think: **specific, achievable, and measurable.**
 - a. Name two goals you would like to achieve related to ANXIETY:
(e.g., thinking about the strategies you find most helpful, what would you like to try, how often, when, etc.?)
 - i.

 - ii.

 - b. Name two goals you would like to achieve related to SELF-CARE:
(What will your self-care look like over the next months? These could be goals related to nutrition, exercise, sleep, schoolwork, leisure activities, etc.)
 - i.

 - ii.

10. Reminder about plan and goals:

Appendix

Stress versus Anxiety

Everyday Anxiety (Stress)	Anxiety Disorder
In response to a known environmental factor	In response to an unknown source or in response to the experience of stress
Symptoms go away when the stressor goes away	Symptoms remain despite no identifiable stressor
Worry about living away from home for the first time, passing a class, a romantic breakup, or other important life events	Constant and unsubstantiated worry that causes significant distress and interferes with your daily life
Embarrassment or self-consciousness in an uncomfortable or awkward social situation; feeling nervous about meeting new people	Avoidance of social situations due to fear of being judged, embarrassed, or humiliated
Feeling nervous or sweating before a big test, class presentation, stage performance, or other significant event	Panic attacks that seem out of the blue and preoccupation with the fear of having another one
Realistic fear of a dangerous object, place, or situation (e.g. fear of poisonous snakes)	Irrational fear or avoidance of an object, place, or situation that poses little or no threat of danger (e.g. fear of elevators)
Making sure that you are healthy and living in a safe environment	Performing uncontrollable repetitive actions, such as excessive cleaning, checking, touching or arranging

Adapted from [Anxiety and Depression Association of America](#)

Understanding Anxiety Disorders

While anxiety is a normal and adaptive experience for everyone, anxiety disorders are characterized by significant distress or impairment in social, academic/occupational, or other important areas of functioning (e.g., your general ability to function in life).

Some of the most common anxiety disorders include:

Generalized Anxiety Disorder:

Chronic and unrealistic worry that feels difficult to control about everyday things (i.e., things that do not worry most people)

Social Anxiety Disorder:

Chronic worry solely related to social situations

Panic Disorder:

Characterized by episodes of “panic” that include things like: adrenaline surge, fear of losing control, chest pain, racing heart, shortness of breath, dizziness

Phobias:

Specific fears that are excessive in nature and often lead to avoiding that which is feared (e.g., public speaking, heights, tunnels, etc.)

Obsessive-Compulsive Disorder:

Excessive rumination (thinking) with repetitive behaviors to reduce anxiety

Grounding Exercises

When people become overwhelmed with distressing thoughts or feelings, including intense anxiety, activities that keep your mind and body connected (called “grounding”) can be helpful in regaining a sense of stability and mental focus. The following are a number of grounding exercises to choose from to help firmly anchor you in the present moment and provide you with space to choose where to focus your energy. **You may need to try multiple different exercises to find one or two that work best for you.**

- Remind yourself of who you are now. State your name, age and where you are right now.
- Take ten slow deep breaths. Focus your attention on each breath on the way in and on the way out. Say the number of the breath to yourself as you exhale.
- Splash water on your face or place a cool wet cloth on your face.
- Pay purposeful attention as you hold a cold (non-alcoholic) beverage in your hands. Feel the coldness, and the wetness on the outside. Note the taste as you drink. You can also do this exercise with a warm beverage.
- Find a “grounding object” to hold, look at, listen to, and/or smell. This could be a soft object such as a pillow or stuffed animal, a smooth stone you found on the beach, a picture of a beautiful scene or loved one, and/or any other object that represents safety or comfort.
- Listen to music. Pay close attention and listen for something new or different.
- If you wake up suddenly during the night and feel disoriented or distressed, remind yourself who you are and where you are. Look around the room and notice familiar objects and name them. Feel the bed you are lying on, the softness of the sheets or blankets, the warmth or coldness of the air, and notice any sounds you hear. Remind yourself that you are safe.
- Feel the clothes on your body, whether your arms and legs are covered or not, and the sensation of your clothes as you move in them.
- While sitting, feel the chair under you and the weight of your body and legs pressing down on it.

- If you are lying down, feel the contact between your head, your body and your legs, as they touch the surface you are lying on. Starting from your head, notice how each part feels, all the way down to your feet, on the soft or hard surface.
- Stop, look, and listen. Notice and name what you can see and hear nearby and in the distance.
- Look around you, notice what is in front of you and to each side, name first large objects and then smaller ones.
- Get up, walk around, take your time to notice each step as you take one then another.
- If you can, step outside, notice the temperature, the sounds around you, the ground under your feet, the smell in the air, etc.
- “54321” Grounding Exercise:
 - Name 5 things you can see in the room with you
 - Name 4 things you can feel (tactile; e.g. “chair on my back” or “feet on floor”)
 - Name 3 things you can hear right now
 - Name 2 things you can smell right now
 - Name 1 good thing about yourself
- Write and/or say grounding statements
 - This situation won’t last forever
 - This too shall pass
 - I can ride this out and not let it get me down
 - My anxiety/fear/sadness won’t kill me; it just doesn’t feel good right now
 - These are just my feelings and eventually they’ll go away

Adapted from: [Living Well](#)

Breathing Exercises

Belly (or Diaphragmatic) Breathing

You can do this exercise in any position, but it is helpful to do this exercise while lying down when first learning belly breathing.

1. Lie comfortably on your back, with a pillow under your head, your knees bent and your back flat. You can stretch your legs out if that's more comfortable.
2. Place one hand on your belly and one hand on your upper chest.
3. Inhale slowly and expand your belly as you breathe so that your lower hand moves with your belly. The hand on your chest should remain as still as possible.
4. Slowly exhale, focusing on the movement of your belly and lower hand as it returns to its original position.
5. Repeat steps 3 & 4 for several minutes, always focusing on the movement of the belly as you breathe. If your mind wanders, gently bring your attention back to your breathing.

Breath-Counting Exercise

This exercise focuses on the use of counting with the rhythm of the breath. Start with a short period of time and gradually increase the time. Set a timer so that you do not have to worry about when to stop.

1. Find a comfortable position. Take several deep breaths and settle into yourself. You may either close your eyes or keep them open, depending on your own comfort. If you keep them open, fix them on an object or a spot on the floor about four feet in front of you. Your eyes may be either focused or unfocused.
2. Take deep, comfortable breaths. Notice your inhalation. The pause between inhaling and exhaling, your exhalation, and the pause before starting again.
3. As you inhale, count, "one..." As you exhale, count, "two..." Inhale, "three..." Exhale, "four..." Continue until you reach 10 then start over.
4. If you lose count, simply begin with "one" on your next inhalation.
5. If you notice your mind has wandered, gently notice this, and return your focus back to counting your breath.
6. If you notice any body sensations catching your attention, focus on that sensation until it fades. Then return your attention back to counting your breaths.

Online Resources

Articles, Videos, & Helpful Websites

How to Deal With An Anxiety Attack: What to do when anxiety threatens to take over – Steven C. Hayes

www.thriveglobal.com/stories/how-to-deal-with-an-anxiety-attack/

This Is What ‘Self-Care’ Really Means, Because It’s Not All Salt Baths and Chocolate Cake – Brianna Wiest

www.thoughtcatalog.com/brianna-wiest/2017/11/this-is-what-self-care-really-means-because-its-not-all-salt-baths-and-chocolate-cake/

Why Am I Always Like This? Where do fear, anxiety, and worry come from? And why do we so often stand in our own way? – Steven C. Hayes

www.thriveglobal.com/stories/why-am-i-always-like-this/

How to exercise when it’s the last thing you want to do – Rebekah Barnett & Daryl Chen

www.ideas.ted.com/how-to-exercise-when-its-the-last-thing-you-want-to-do/

The Happiness Trap: Evolution of the Human Mind – Russ Harris

www.youtube.com/watch?v=kv6HkipQcfA

The Sympathetic and Parasympathetic Nervous Systems – Russ Harris

www.youtube.com/watch?v=R2825kDSo4M

Three Meanings of Freeze – Russ Harris

www.youtube.com/watch?v=J_iZOIn3itE

Cal Poly SLO Counseling Services - Guided Meditations

<https://www.youtube.com/playlist?list=PLI44jVzqiSNuYrPNPWHC6BTqrwBXtlhrS>

Meditation Oasis

www.meditationoasis.com

Mindful

www.mindful.org

Thrive on Campus – Thrive Global

<https://thriveglobal.com/categories/thrive-on-campus/>

UCLA Mindful Awareness Research Center- Guided Medications

<http://marc.ucla.edu/body.cfm?id=22>

Apps for Your Smartphone or Tablet

Breathe2relax (*iOS & Android*)

Fear Tools – Anxiety Aid (*iOS & Android*)

Mindshift CBT (*iOS & Android*)

Mood Mission (*iOS & Android*)

Self-help Anxiety Management (*iOS & Android*)

Stop, Breathe, Think (*iOS & Android*)

Books for Further Reading

The Anxiety and Phobia Workbook by Bourne (2011)

The Anxiety and Worry Workbook by Clark & Beck (2012)

Get Out of Your Mind and Into Your Life by Hayes & Smith (2005)

Rewire Your Anxious Brain by Pittman & Karle (2015)

Self-Esteem by McKay and Fanning (2005)

Super Hero Therapy by Janina Scarlett (2018)

The Mindful Way Workbook by Teasdale, Williams, Segal, & Kabat-Zinn (2014)

The Mindfulness Workbook: A Teach Yourself Guide by Langley (2013)

The Relaxation & Stress Reduction Workbook by Davis, Robbins, Eshelman & McKay (2008)