



STANDARD OPERATING PROCEDURES**Step-Stool**

DO NOT use this equipment unless you have received authorization from the Shop Coordinator





Closed toe, flat soled shoes must be worn.





Potential Hazards and Injuries

-  Pinch Hazard
-  Falling




Pre-Operational Safety Checks

-  Ensure hands are free of moving/locking parts.
-  Inspect before each use. Report damaged equipment and remove it from service.

Safe Practices During Operation

-  Lock legs into place
-  Ensure step stool is completely unfolded.
-  Make sure ground is level before stepping onto stool.
-  Place handle of stool against a stable surface to prevent it from falling over.

DON'T

-  Do not use metal step stool for electrical work.
-  Do not exceed the maximum load of the step stool.
-  Do not step anywhere one the step-stool except designated steps.

SOP must be used in conjunction with an effective training program