

STANDARD OPERATING PROCEDURES

Pole Saw and Pole Runner

DO NOT use this equipment unless you have received authorization from the Shop Coordinator



Safety-toed work boots must be worn.



A hard hat must be worn at all times.







Safety glasses must be worn.









Work gloves must be worn at all times.





Potential Hazards and Injuries

-  Lacerations
-  Electrocutation
-  Impact
-  Falls




Pre-Operational Safety Checks

-  Demarcate the work area.
-  Inspect for damaged or loose components.
-  Ensure the blade is securely attached to the pole.
-  Visually inspect the blade to ensure it appears sharp.
-  Pole pruner – ensure the spring is functioning properly.
-  If the blade does not return to the open position, a dab of oil, cleaning or deburring may be required.

Safe Practices During Operation

-  Maintain safe distance between employees while using the tree pruner.
-  If blade is loose, tighten the wing nut to ensure the blade is secured in the open position.
-  Maintain a stable, balanced position while operating the saw.
-  Plan for and maintain an exit route to avoid impacts from falling limbs.

DON'T

-  Do not have tree workers carry hand tools and equipment in their hands unless they are tools used to assist them in their climbing.
-  Never throw the saw into a tree, out of a tree or between workers aloft.
-  Never stand under the branch being cut.

SOP must be used in conjunction with an effective training program