

## STANDARD OPERATING PROCEDURES

# Jack Hydraulic Pallet

**DO NOT use this equipment unless you have received authorization from the Shop Coordinator**








Work boots are required and must be worn at all times.







Appropriate safety gloves must be worn at all times.








### Potential Hazards and Injuries

-  Foot Injury
-  Trauma
-  Cuts, punctures abrasions
-  Muscle strain from pushing/pulling
-  Slips, trips and falls




### Pre-Operational Safety Checks

-  Only authorized users can operate equipment.
-  Follow manufacturer's instructions.
-  Ensure load is stable before lifting/transporting it.
-  Always inspect jack for damage and hydraulic fluid leakages before use.

### Safe Practices During Operation

-  Push load whenever possible
-  Always remain uphill of load.
-  Maintain control of loaded device when traveling.
-  Make sure your view is not obstructed and maneuver the jack accordingly.
-  Make sure the jack is in good condition.
-  Keep hands, hair and loose clothing clear of all moving parts.
-  Keep a lookout for obstacles and debris that can get caught under the rollers.

### DON'T

-  Do not exceed maximum load capacity.
-  Do not use on steep slopes.
-  Do not use for supporting loads – used for lifting only.

***SOP must be used in conjunction with an effective training program***