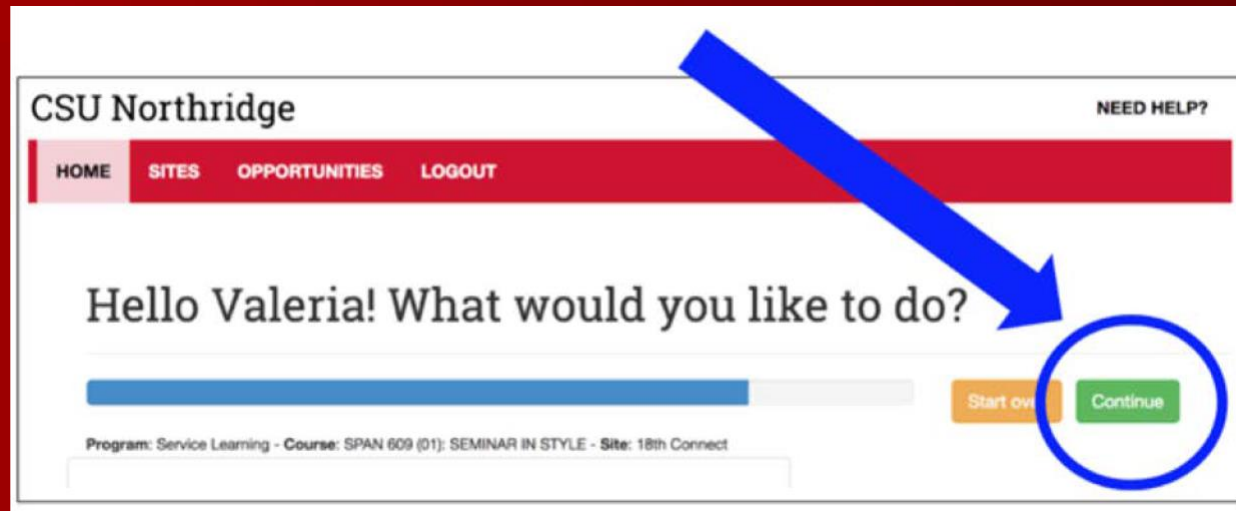


# Submitting Your Post-Service Learning Evaluation

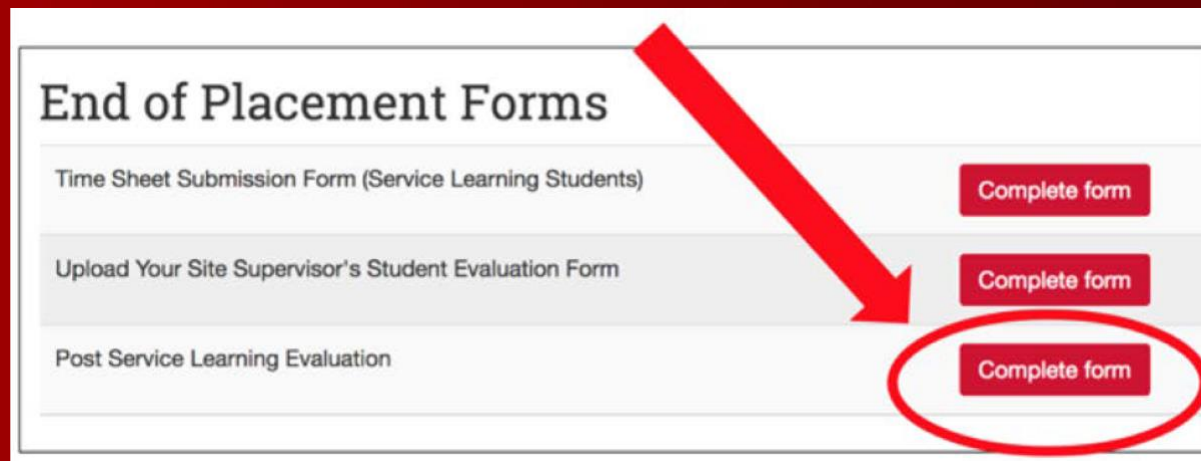
Step 1: Log in to the S4 Database using your CSUN Portal login. Then select “Continue”.



# Submitting Your Post-Service Learning Evaluation

---

Step 2: From the “End of Placement Forms” section, select “Complete form” next to “Post-Service Learning Evaluation”

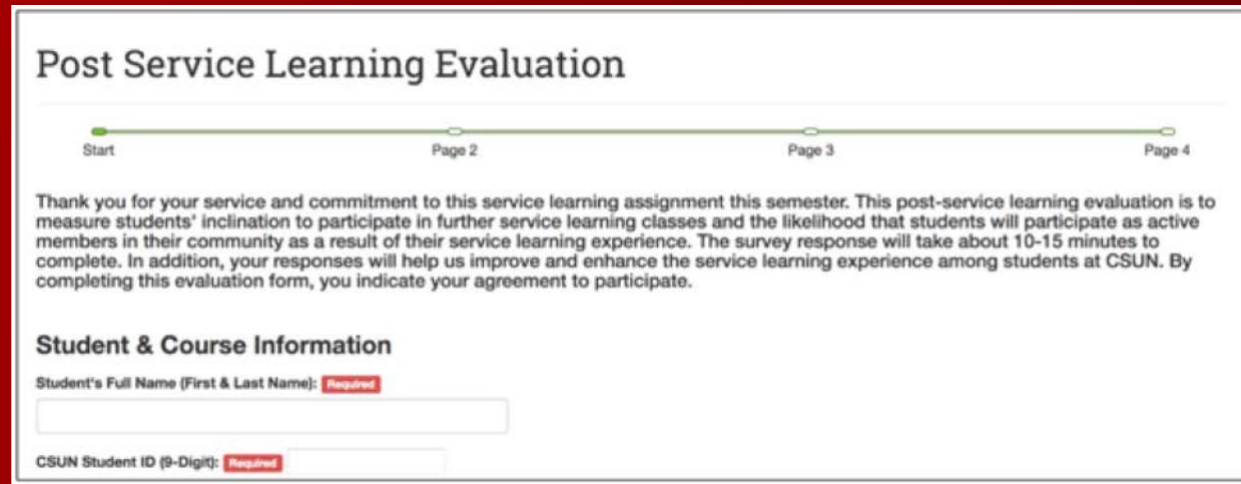


The screenshot shows a web interface titled "End of Placement Forms". It contains three rows of form options, each with a "Complete form" button to its right. A red arrow points from the top right towards the "Complete form" button for the "Post Service Learning Evaluation" row, which is also circled in red.

End of Placement Forms	
Time Sheet Submission Form (Service Learning Students)	Complete form
Upload Your Site Supervisor's Student Evaluation Form	Complete form
Post Service Learning Evaluation	Complete form

# Submitting Your Post-Service Learning Evaluation

Step 3: Fill out the required fields on this form. You will need your CSUN student ID, course number, course section number, and your professor's full name.




The screenshot shows a web form titled "Post Service Learning Evaluation". At the top, there is a progress bar with four markers: "Start", "Page 2", "Page 3", and "Page 4". Below the progress bar is a paragraph of text: "Thank you for your service and commitment to this service learning assignment this semester. This post-service learning evaluation is to measure students' inclination to participate in further service learning classes and the likelihood that students will participate as active members in their community as a result of their service learning experience. The survey response will take about 10-15 minutes to complete. In addition, your responses will help us improve and enhance the service learning experience among students at CSUN. By completing this evaluation form, you indicate your agreement to participate." Below this text is a section titled "Student & Course Information" with two input fields: "Student's Full Name (First & Last Name):" and "CSUN Student ID (9-Digit):". Both fields have a red "Required" label next to them.

Step 4: Click "Next" at the bottom of the page to continue filling out the form, or click "Save Draft" to finish it later.

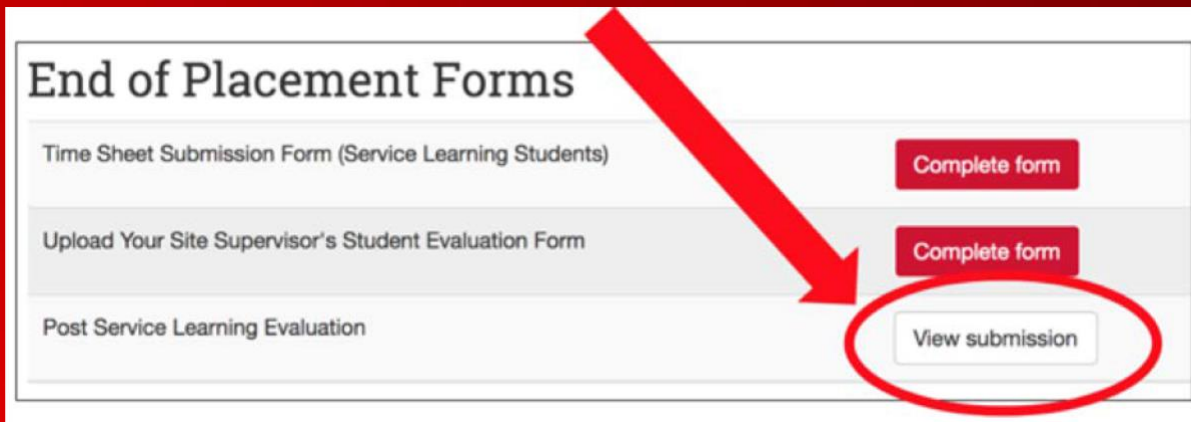
Next Page >

Save Draft

# Submitting Your Post-Service Learning Evaluation



\*Most of the questions require you to select how strongly you agree with each statement, so please be careful when selecting an option\*



End of Placement Forms	
Time Sheet Submission Form (Service Learning Students)	Complete form
Upload Your Site Supervisor's Student Evaluation Form	Complete form
Post Service Learning Evaluation	View submission

Step 5: Once you've reached the last page, click "Submit" (You may view your submission by clicking "View Submission")