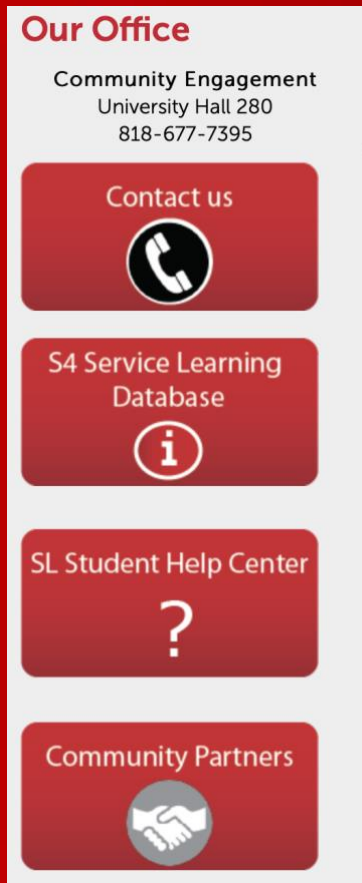



Logging into the S4 Database



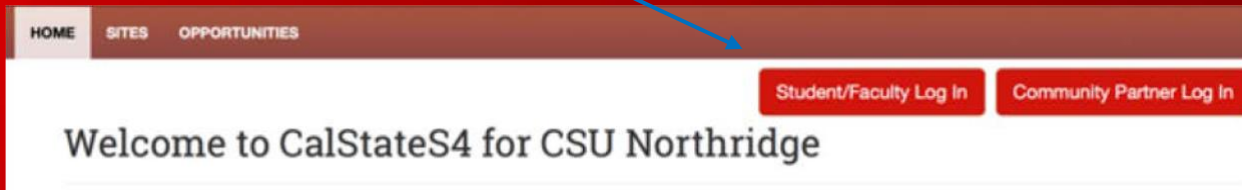
Step 1: Visit the Office of Community Engagement Website:
<https://www.csun.edu/undergraduate-studies/community-engagement>

Step 2: To access the S4 Database, look on the left column and click S4 Service Learning Database

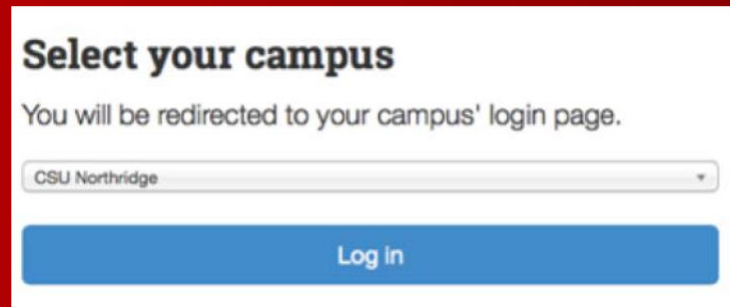
Step 3: After, your screen will open the Service Learning Site



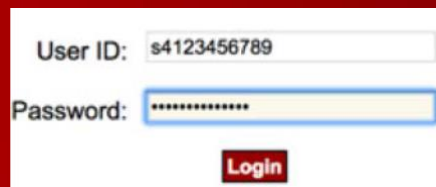
Logging into the S4 Database



Step 4: You will be prompted to sign in, click on the Student/Faculty Log In



Step 5: Once you do that, you will be asked to choose your campus, California State University, Northridge



Step 6: You will then log in using your CSUN Portal credentials.

Logging into the S4 Database

Step 7: You're in! Explore what sites we offer and search what might fit your best skills. If you connect with a site that is not in our database, then contact our office at (818) 677-7395 to see if we can add them on the S4 Database.

