



CALIFORNIA STATE UNIVERSITY, NORTHRIDGE

International and Exchange Student Center (IESC)

ENROLLMENT STATISTICS FOR INTERNATIONAL STUDENT – FALL 2020

F & J Students

By Class Level

Freshman	79
Sophomore	90
Junior	269
Senior	<u>444</u>
<i>Undergraduates</i>	882

Master 185

Enrollment Total: **1,067**

By Gender

Male	558
Female	<u>509</u>
<i>Total:</i>	1,067

By Visa Type (F & J)

F-1	1,064
J-1	<u>3</u>
<i>Total:</i>	1,067

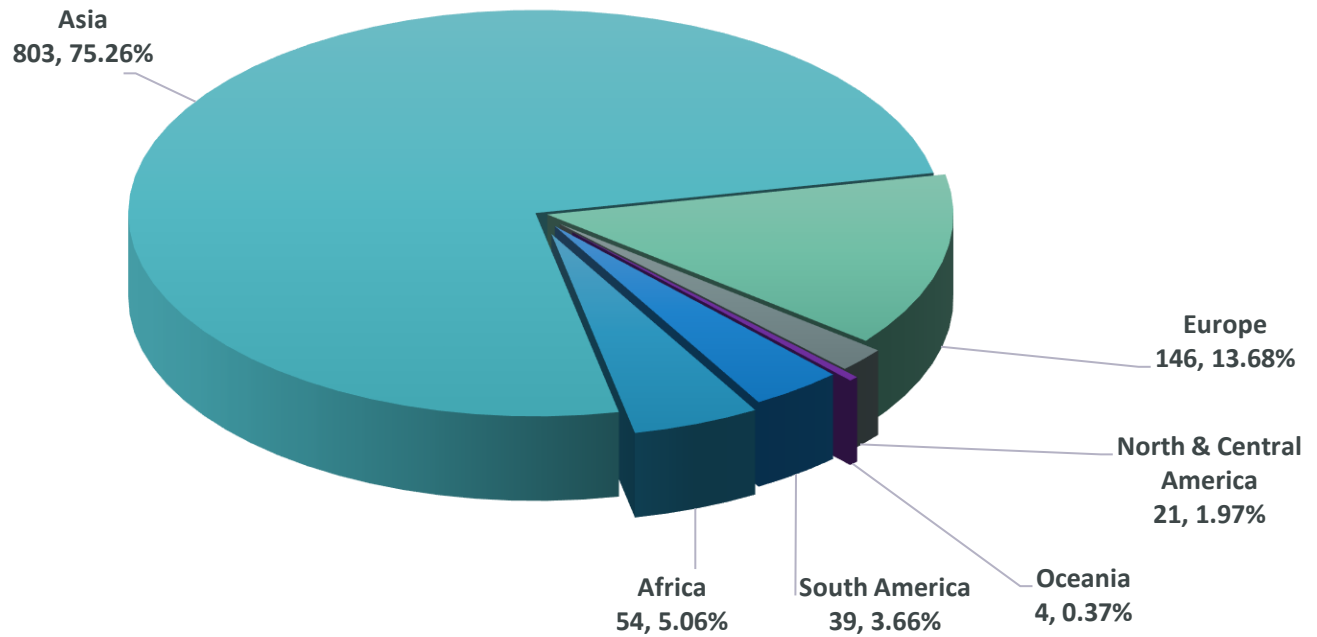
Students under CSUN's SEVIS Program

Total F & J Enrolled Students	1,067
F Students engaged in Practical Training (OPT)	284
Student on Leave of Absence (LOA)	<u>49</u>
TOTAL:	1,400

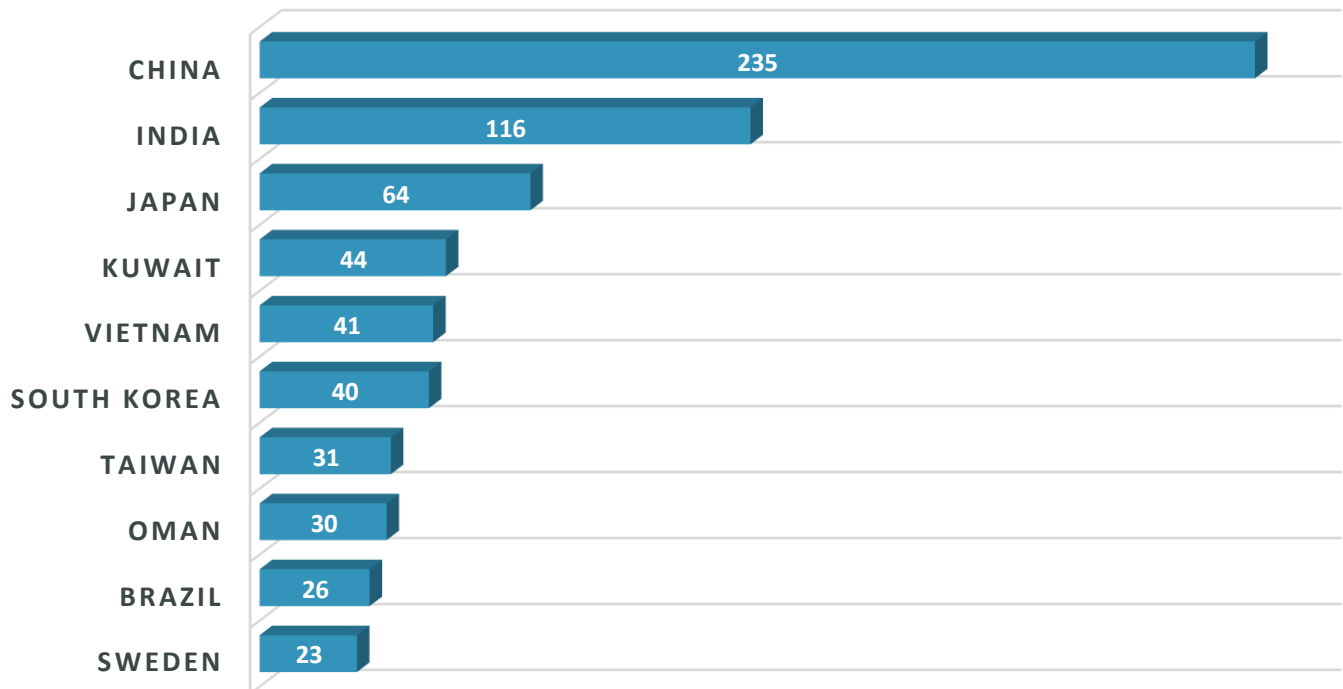
GRAND TOTAL includes: **1,437**

*25 continuing non-enrolled students,
12 students with OPT completion pending*

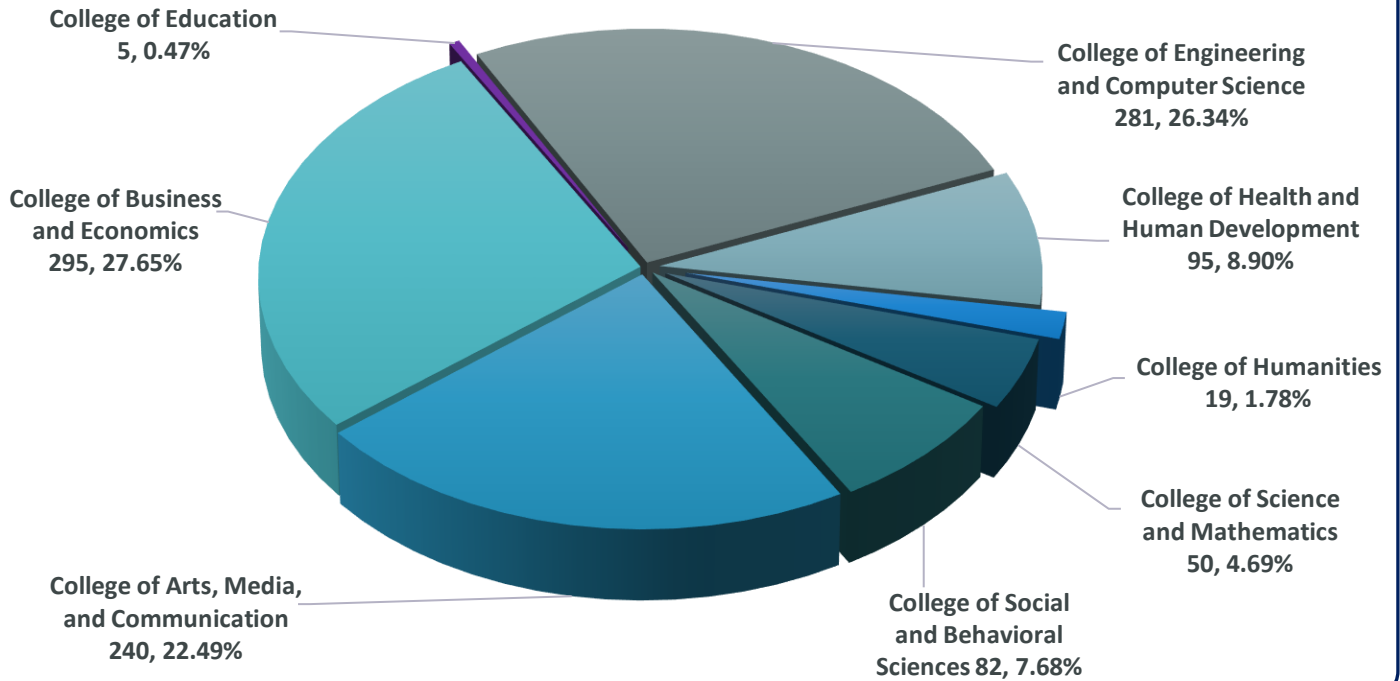
BREAKDOWN BY REGION- FALL 2020



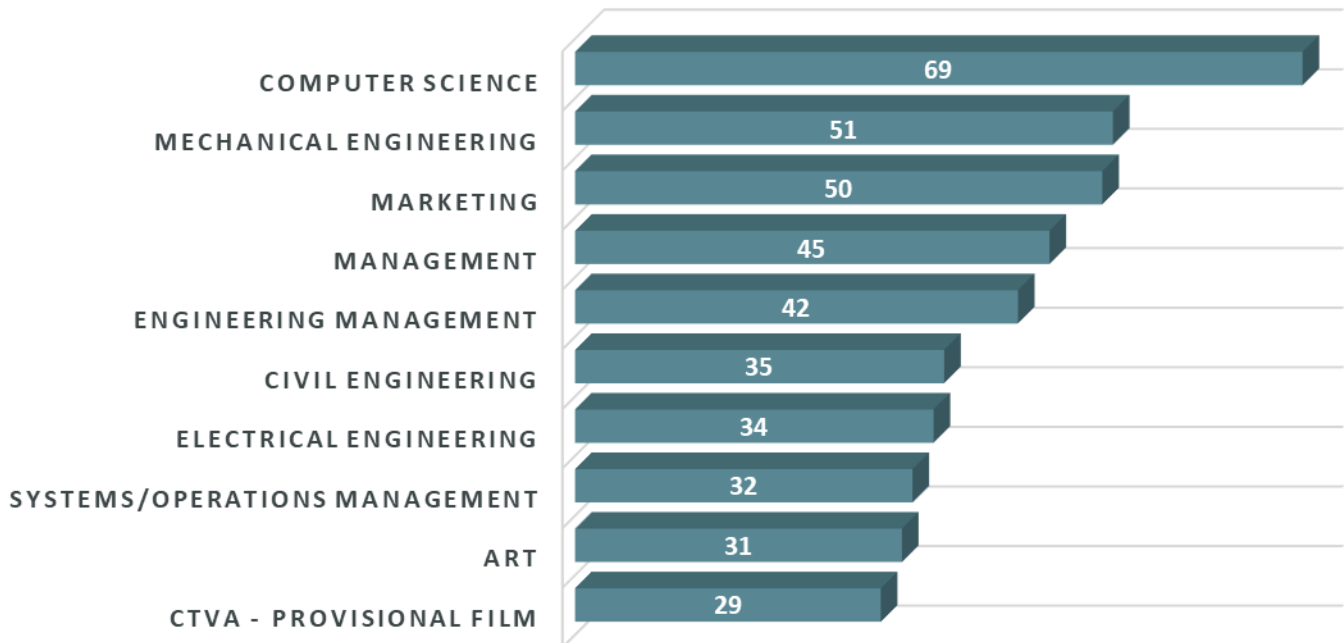
TOP 10 COUNTRIES - FALL 2020



BREAKDOWN BY COLLEGE - FALL 2020



TOP 10 MAJORS - FALL 2020



BY REGION / COUNTRY

AFRICA	54 students - 20 countries (5.06% of International Student Enrollment)				
	Total	Master	Undergrad	Female	Male
Algeria	2	0	2	0	2
Angola	3	0	3	2	1
Benin	1	0	1	0	1
Burundi	1	0	1	0	1
Cameroon	2	0	2	2	0
Congo	1	0	1	0	1
Cote d'Ivoire	2	0	2	0	2
Egypt	8	0	8	2	6
Ethiopia	3	0	3	2	1
Guinea	2	0	2	1	1
Libya	1	0	1	0	1
Morocco	4	0	4	1	3
Mozambique	1	0	1	0	1
Nigeria	8	5	3	4	4
Senegal	1	0	1	0	1
South Africa	5	0	5	4	1
Sudan	2	0	2	0	2
Tunisia	4	0	4	1	3
Zambia	1	0	1	0	1
Zimbabwe	2	0	2	0	2
	54	5	49	19	35

ASIA	803 students - 36 countries (75.26% of International Student Enrollment)				
	Total	Master	Undergrad	Female	Male
Armenia	2	0	2	0	2
Azerbaijan	1	0	1	1	0
Bahrain	3	1	2	1	2
Bangladesh	13	1	12	4	9
Cambodia	4	0	4	3	1
China	235	43	192	124	111
Hong Kong	5	2	3	3	2
India	116	71	45	41	75

Indonesia	14	1	13	5	9
Iran	15	5	10	9	6
Iraq	1	0	1	1	0
Israel	1	0	1	0	1
Japan	64	1	63	37	27
Jordan	8	0	8	3	5
Kazakhstan	11	0	11	6	5
Kuwait	44	2	42	13	31
Lebanon	1	0	1	1	0
Macao	3	0	3	0	3
Malaysia	22	1	21	13	9
Mongolia	10	0	10	5	5
Myanmar	11	0	11	4	7
Nepal	1	0	1	0	1
Oman	30	0	30	9	21
Pakistan	10	0	10	2	8
Palestine	1	0	1	0	1
Philippine	12	2	10	7	5
Saudi Arabia	20	4	16	7	13
Singapore	2	1	1	1	1
South Korea	40	6	34	15	25
Sri Lanka	10	1	9	4	6
Taiwan	31	6	25	15	16
Thailand	12	1	11	7	5
Turkmenistan	2	0	2	0	2
United Arab Emirates	5	0	5	0	5
Vietnam	41	3	38	25	16
Yemen	2	0	2	1	1
	803	152	651	367	436

EUROPE

146 students - 25 countries
(13.68% of International Student Enrollment)

	Total	Master	Undergrad	Female	Male
Albania	1	0	1	1	0
Belgium	2	0	2	1	1
Bulgaria	1	0	1	1	0
Croatia	1	0	1	1	0
Denmark	2	0	2	2	0
Finland	3	1	2	2	1

France	11	1	10	5	6
Georgia	1	0	1	0	1
Germany	14	4	10	10	4
Greece	1	0	1	1	0
Hungary	2	0	2	2	0
Italy	9	1	8	6	3
Monaco	1	0	1	0	1
Netherland	2	0	2	1	1
Norway	20	3	17	16	4
Poland	3	1	2	1	2
Romania	3	1	2	2	1
Russia	10	1	9	6	4
Slovenia	1	0	1	1	0
Spain	6	2	4	2	4
Sweden	23	1	22	22	1
Switzerlan	2	0	2	0	2
Turkey	15	3	12	4	11
Ukraine	5	2	3	3	2
United Kingdom	7	0	7	1	6
	146	21	125	91	55

NORTH & CENTRAL AMERICA

21 students - 7 countries
(1.97% of International Student Enrollment)

	Total	Master	Undergrad	Female	Male
Belize	1	1	0	0	1
Canada	10	0	10	4	6
El Salvador	2	0	2	1	1
Haiti	1	0	1	0	1
Honduras	1	0	1	0	1
Jamaica	1	0	1	0	1
Mexico	5	1	4	3	2
	21	2	19	8	13

OCEANIA

4 students - 3 countries
(0.37% of International Student Enrollment)

	Total	Master	Undergrad	Female	Male
Australia	1	0	1	0	1
New Zealand	2	1	1	2	0

Tonga

1	1	0	1	0
4	2	2	3	1

SOUTH AMERICA

39 students - 7 countries
(3.66% of International Student Enrollment)

	Total	Master	Undergrad	Female	Male
Aruba	1	0	1	1	0
Brazil	26	1	25	12	14
Colombia	3	0	3	2	1
Ecuador	2	0	2	2	0
Peru	3	0	3	1	2
Trinidad	2	1	1	1	1
Venezuela	2	1	1	2	0
	39	3	36	21	18

Total F & J Enrolled Students

1067 185 884 509 558

BY COLLEGE / MAJOR

COLLEGE OF ARTS, MEDIA AND COMMUNICATION	240 Students - 38 Majors (22.49% of International Student Enrollment)				
	Total	Master	Undergrad	Female	Male
Art	31	0	31	21	10
Communication Studies	21	2	19	11	10
CTVA - Electronic Media Management	1	0	1	0	1
CTVA - Emerging Media Production	2	0	2	0	2
CTVA - Entertainment Media Management	11	0	11	9	2
CTVA - Multimedia Production	12	0	12	7	5
CTVA - Provisional Film	29	0	29	11	18
CTVA - Screenwriting	5	0	5	4	1
CTVA - Theory and Criticism	1	0	1	1	0
CTVA - TV Production	20	0	20	9	11
CTVA with Emphasis in Film	27	0	27	15	12
Journalism	3	0	3	3	0
Journalism - Broadcast	6	0	6	5	1
Journalism - Public Relation	4	0	4	3	1
Mass Communication	1	1	0	1	0
Mass Communication/Journalism	1	1	0	0	1
Music Collaborative Piano Performance	2	2	0	2	0
Music Commercial/Media Writing	3	0	3	0	3
Music Composition	1	1	0	0	1
Music Education/Instrumental	1	0	1	1	0
Music Jazz Studies	1	0	1	0	1
Music Keyboard/Piano Pedagogy	2	0	2	2	0
Music Keyboard/Piano Performance	6	0	6	5	1
Music Performance	13	13	0	10	3
Music Performance - Piano	3	3	0	3	0
Music Performance - String	2	2	0	2	0
Music Performance - Vocal	4	4	0	3	1
Music Strings/Orchestral	4	0	4	2	2
Music/Music Industry Option	4	0	4	2	2
Music/Vocal Arts	2	0	2	2	0
Music/Winds	1	0	1	1	0
Screenwriting - MFA	3	3	0	2	1
STAR Art	2	0	2	2	0
STAR Communication Studies	6	0	6	3	3

STAR CTVA - Emerging Media Production	1	0	1	0	1
STAR CTVA - TV Production	1	0	1	1	0
STAR Theatre	1	0	1	1	0
Theatre	2	0	2	2	0
	240	32	208	146	94

COLLEGE OF BUSINESS AND ECONOMICS	295 Students - 22 Majors (27.65% of International Student Enrollment)				
	Total	Master	Undergrad	Female	Male
Accountancy	21	0	21	12	9
Accountancy - Information Systems	2	0	2	2	0
Accountancy - Professional	21	0	21	11	10
Business Administration - MBA	7	7	0	5	2
Business Law	8	0	8	3	5
Economics	27	0	27	7	20
Finance	14	0	14	5	9
Finance - Financial Analysis	20	0	20	11	9
Finance - Financial Planning	5	0	5	4	1
Global Supply Chain Management	23	0	23	10	13
Information Systems - Business	1	0	1	0	1
Information Systems - Business Systems	4	0	4	3	1
Information Systems - Computer Information Technology	1	0	1	0	1
Management	45	0	45	22	23
Marketing	50	0	50	28	22
Real Estate	4	0	4	2	2
STAR Finance - Financial Analysis	1	0	1	0	1
STAR Global Supply Chain Management	3	0	3	1	2
STAR Management	1	0	1	0	1
STAR Marketing	2	0	2	2	0
STAR Systems/Operations Management	3	0	3	3	0
Systems/Operations Management	32	0	32	4	28
	295	7	288	135	160

COLLEGE OF EDUCATION	5 Students - 5 Majors (0.47% of International Student Enrollment)				
	Total	Master	Undergrad	Female	Male
Deaf Studies	1	0	1	1	0
Early Childhood Special Education	1	1	0	1	0
Higher Education Leadership	1	1	0	1	0

SEC Education Curriculum and Instruction	1	1	0	1	0
SED Education Technology	1	1	0	1	0
	5	4	1	5	0

COLLEGE OF ENGINEERING AND COMPUTER SCIENCE	281 Students - 12 Majors (26.34% of International Student Enrollment)				
	Total	Master	Undergrad	Female	Male
Civil Engineering	35	0	35	12	23
Computer Engineering	22	9	13	5	17
Computer Information Technology	6	0	6	0	6
Computer Science	69	20	49	14	55
Construction Management	3	0	3	1	2
Electrical Engineering	34	12	22	8	26
Engineering Management	42	39	3	11	31
Manufacturing Systems Engineer	8	7	1	2	6
Materials Engineering	3	3	0	1	2
Mechanical Engineering	51	2	49	7	44
Software Engineering	5	5	0	0	5
Structural Engineering	3	3	0	3	0
	281	100	181	64	217

COLLEGE OF HEALTH AND HUMAN DEVELOPMENT	95 Students - 26 Majors (8.90% of International Student Enrollment)				
	Total	Master	Undergrad	Female	Male
Athletic Training	1	0	1	0	1
CADV - Early Childhood Development	1	0	1	1	0
Communicative Disorders	3	2	1	3	0
FCS/Apparel Design/Merchandising	6	6	0	6	0
FCS/Apparel Design/Production	3	0	3	3	0
FCS/Apparel Merchandising	7	0	7	6	1
FCS/Consumer Affairs	1	0	1	1	0
FCS/Consumer Affairs & Family Studies	2	2	0	2	0
FCS/Education	1	0	1	0	1
FCS/Family Studies	2	0	2	1	1
FCS/Food Science & Administration	1	0	1	0	1
FCS/Interior Design	7	0	7	5	2
FCS/Nutrition and Dietetics	4	0	4	4	0
FCS/Textiles and Apparel	2	0	2	2	0
Health Administration	4	0	4	2	2

Human Nutrition - Dietetic Internship	1	1	0	1	0
Kinesiology	5	4	1	3	2
Kinesiology Applied Fitness	5	0	5	0	5
Kinesiology Dance	1	0	1	1	0
Kinesiology Exercise Science	10	0	10	3	7
Kinesiology Physical Education	1	0	1	0	1
Kinesiology Sport Studies	1	0	1	0	1
MS-Tourism Management	4	4	0	4	0
Public Health	6	0	6	5	1
Public Health - Community Health Education	2	2	0	2	0
Tourism, Hospitality, & Recreation Management	14	0	14	10	4
	95	21	74	65	30

COLLEGE OF HUMANITIES	19 Students - 11 Majors (1.78% of International Student Enrollment)				
	Total	Master	Undergrad	Female	Male
Asian American Studies	1	0	1	1	0
English MA - Literature	1	1	0	1	0
English MA - Rhetoric and Composition	1	1	0	1	0
Languages/Cultures - Japanese	1	0	1	1	0
Linguistics	2	1	1	2	0
LKI - Track F - Interdisciplinary Specialization	7	0	7	3	4
LKP - Arts Integration	1	0	1	1	0
LMP - Liberal Studies	1	0	1	1	0
Philosophy	2	0	2	2	0
STAR English - Creative Writing	1	0	1	1	0
Teaching English Second Lang	1	1	0	1	0
	19	4	15	15	4

COLLEGE OF SCIENCE AND MATHEMATICS	50 Students - 16 Majors (4.69% of International Student Enrollment)				
	Total	Master	Undergrad	Female	Male
Applied Mathematical Sciences	1	0	1	0	1
Astrophysics	1	0	1	1	0
Biochemistry	2	0	2	0	2
Biology	22	4	18	14	8
Biotechnology	2	0	2	2	0
Cell and Molecular Biology	2	0	2	1	1
Chemistry	5	1	4	3	2

Geology	2	2	0	1	1
Geology - Geophysics	1	1	0	0	1
Marine Biology	1	0	1	1	0
Math - Applied Mathematics	3	3	0	2	1
Math - Statistics	4	0	4	0	4
Mathematics	1	0	1	1	0
Medical Technology	1	0	1	1	0
Microbiology	1	0	1	1	0
Physics	1	0	1	0	1
	50	11	39	28	22

COLLEGE OF SOCIAL AND BEHAVIORAL SCIENCES	82 Students - 21 Majors (7.68% of International Student Enrollment)				
	Total	Master	Undergrad	Female	Male
Criminology & Justice Studies	2	0	2	2	0
Geographic Information Science	4	2	2	1	3
Geography - Standard Program	1	0	1	0	1
History	2	0	2	2	0
Master of Social Work	1	1	0	1	0
Master of Urban Planning	1	1	0	1	0
Political Science - Global Politics	1	1	0	0	1
Political Science - Law and Society	3	0	3	3	0
Political Science - Politics & Government	9	0	9	5	4
Political Science - Public Policy & Management	3	0	3	0	3
Psychology	29	0	29	21	8
Sociology	10	1	9	8	2
STAR Criminology and Justice Studies	1	0	1	1	0
STAR Geography - Standard Program	1	0	1	1	0
STAR Political Science - Law & Society	1	0	1	0	1
STAR Political Science - Politics and Government	1	0	1	1	0
STAR Psychology	4	0	4	3	1
Urban Studies and Planning	4	0	4	1	3
URBS - Custom Specialization	1	0	1	0	1
URBS - Environment Plan/Sustainability	1	0	1	0	1
URBS - Urban/Regional Planning	2	0	2	0	2
	82	6	76	51	31

Total F & J Enrolled Students	1067	185	882	509	558
--	-------------	------------	------------	------------	------------

BY TRANSFER - IN SCHOOL

New SEVIS Transfer - In Students	162	71.68%
New Non-SEVIS Transfer - In Students	64	28.32%
Total new students for FALL 2020	226	100.00%

TRANSFER SCHOOL

54 Colleges/Universities, 162 Students
(71.68% of New SEVIS Transfer-In
Students for FALL 2020)

	Total	Graduate	Undergrad
American English College	1	1	0
Archdiocese of Dubuque, Columbus High School	1	0	1
Bowling Green State University	1	1	0
California Institute of the Arts	1	1	0
California State Polytechnic University, Pomona	1	1	0
California State University, Los Angeles	1	0	1
California State University, Stanislaus	1	1	0
College of San Mateo	1	0	1
College of the Canyons	4	1	3
CSU Northridge, Tseng College Ext. Learn	15	8	7
De Anza College	2	0	2
Desert Christian High School	1	0	1
East Los Angeles Community College	2	0	2
EF International School of English, San Francisco	1	1	0
El Camino College Language Academy	2	0	2
El Camino Community College	4	0	4
Fairmont Preparatory Academy	1	0	1
Fuller Theological Seminary	1	1	0
Fullerton College	2	0	2
Glendale Community College	9	0	9
Green River College	2	0	2
Horizon University	1	0	1
Itasca Community College	1	0	1
Language Systems International - Downtown LA	1	0	1
Los Angeles City College	2	0	2
Los Angeles ORT College	2	0	2
Los Angeles Pierce College	11	1	10
Los Angeles Trade-Technical College	2	0	2

Los Angeles Valley College	1	0	1
Loyola Marymount University	1	0	1
Modesto Christian School	1	0	1
Moorpark College	7	0	7
Ohlone College	1	0	1
Orange Coast College	2	0	2
Palomar College	1	0	1
Pasadena City College	5	0	5
Roosevelt University	1	1	0
Saddleback College	4	0	4
San Jose State University	1	0	1
Santa Barbara City College	5	0	5
Santa Monica College	36	1	35
Shoreline Community College	2	0	2
Southlands Christian Schools	2	0	2
St. Anthony High School	1	0	1
UCLA-Extension	5	2	3
University of California, Irvine	1	1	0
University of California, Los Angeles	1	1	0
University of Michigan-Flint	1	0	1
University of New Haven	1	1	0
University of Washington - Seattle	2	2	0
University of Wisconsin	1	0	1
Webster University	3	0	3
West Los Angeles College	1	0	1
Wichita State University	1	0	1
	162	26	136

References

- Student and Exchange Information System (SEVIS) “Active Status Students” and “Students with Requested, Pending, or Approved OPT” Lists as of December 1, 2020
- International and Exchange Student Center – IESC Office Records
- California State University, Northridge Oracle System (PeopleSoft) International Student Reports – “Active Students Enrolled/Not Enrolled – Fall 2020” as of December 1, 2020
- SEVIS List – Transfer-In Students for Fall 2020 as of October 2, 2020