



# CALIFORNIA STATE UNIVERSITY, NORTHRIDGE

## International and Exchange Student Center (IESC)

### ENROLLMENT STATISTICS FOR INTERNATIONAL STUDENT – FALL 2019

---

#### F & J Students

##### By Class Level

Freshman	119
Sophomore	120
Junior	325
Senior	<u>623</u>
<b><i>Undergraduates</i></b>	<b>1,187</b>

##### ***Master***

<b>Enrollment Total:</b>	<b><u>198</u></b>
	<b>1,385</b>

##### By Gender

Male	779
Female	<u>606</u>
<b><i>Total:</i></b>	<b>1,385</b>

##### By Visa Type (F & J)

F-1	1,374
J-1	<u>11</u>
<b><i>Total:</i></b>	<b>1,385</b>

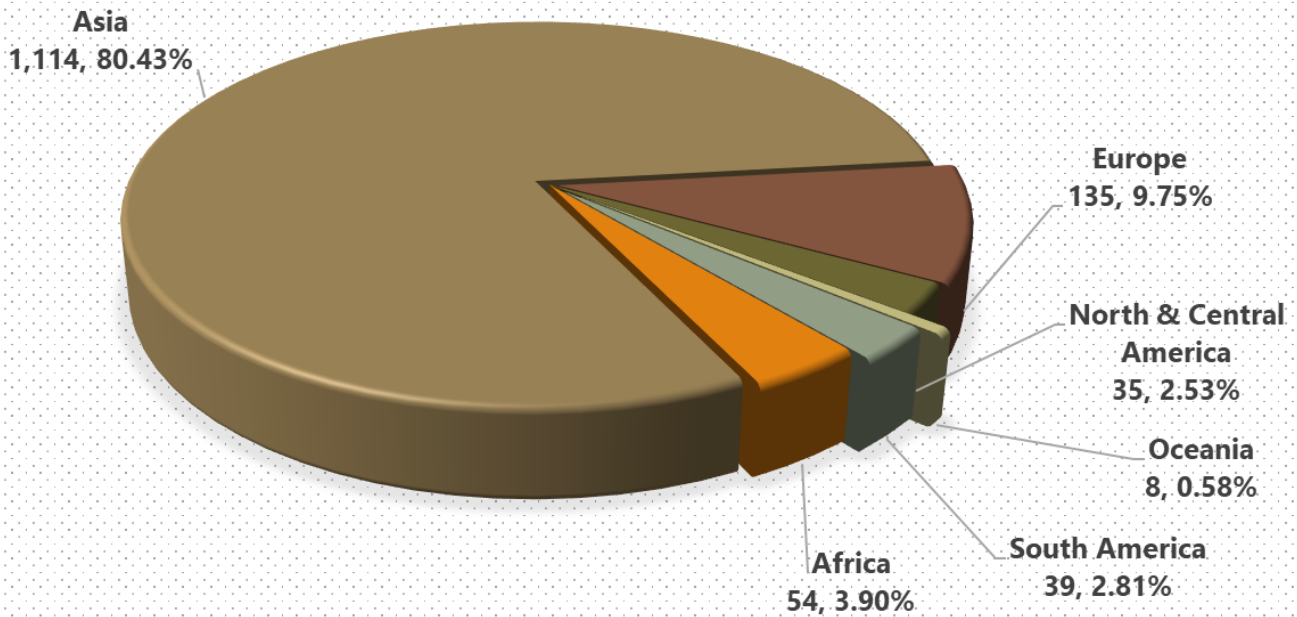
#### **\*\*\*Students under CSUN's SEVIS Program\*\*\***

Total F & J Enrolled Students	<b>1,385</b>
F Students engaged in Practical Training (OPT)	<b>403</b>
Student on Leave of Absence (LOA)	<u>12</u>
<b>TOTAL:</b>	<b>1,800</b>

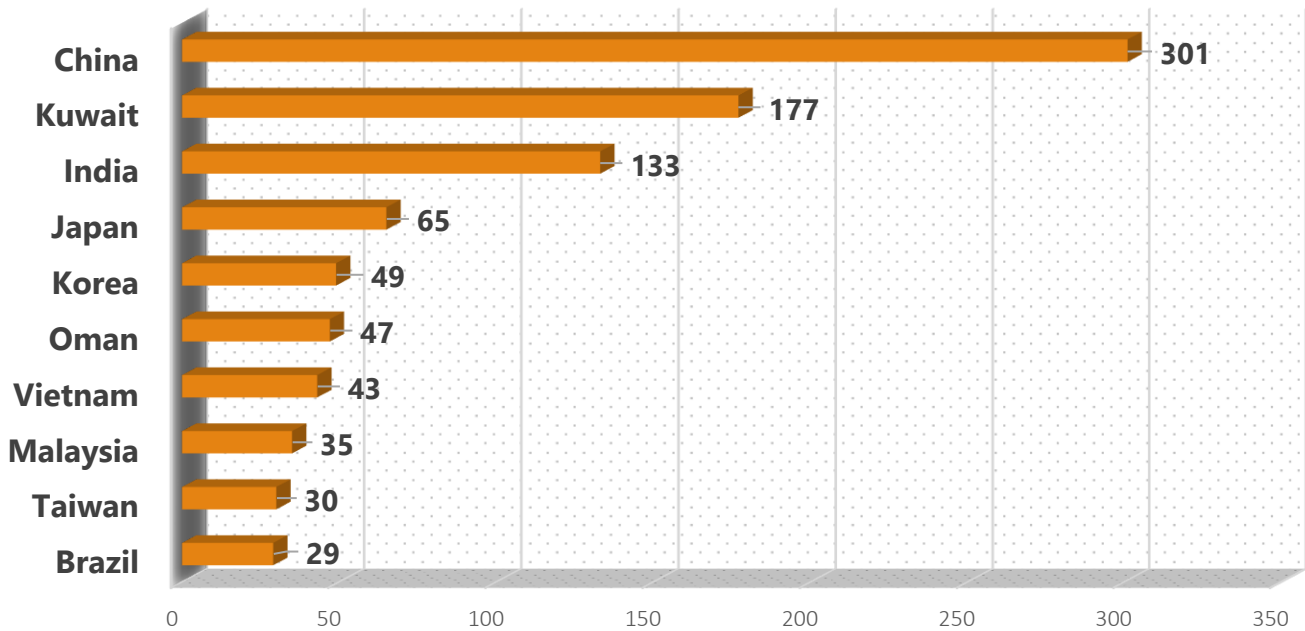
***GRAND TOTAL includes:*** **1,840**

***23 continuing non-enrolled students,***  
***17 students with OPT completion pending***

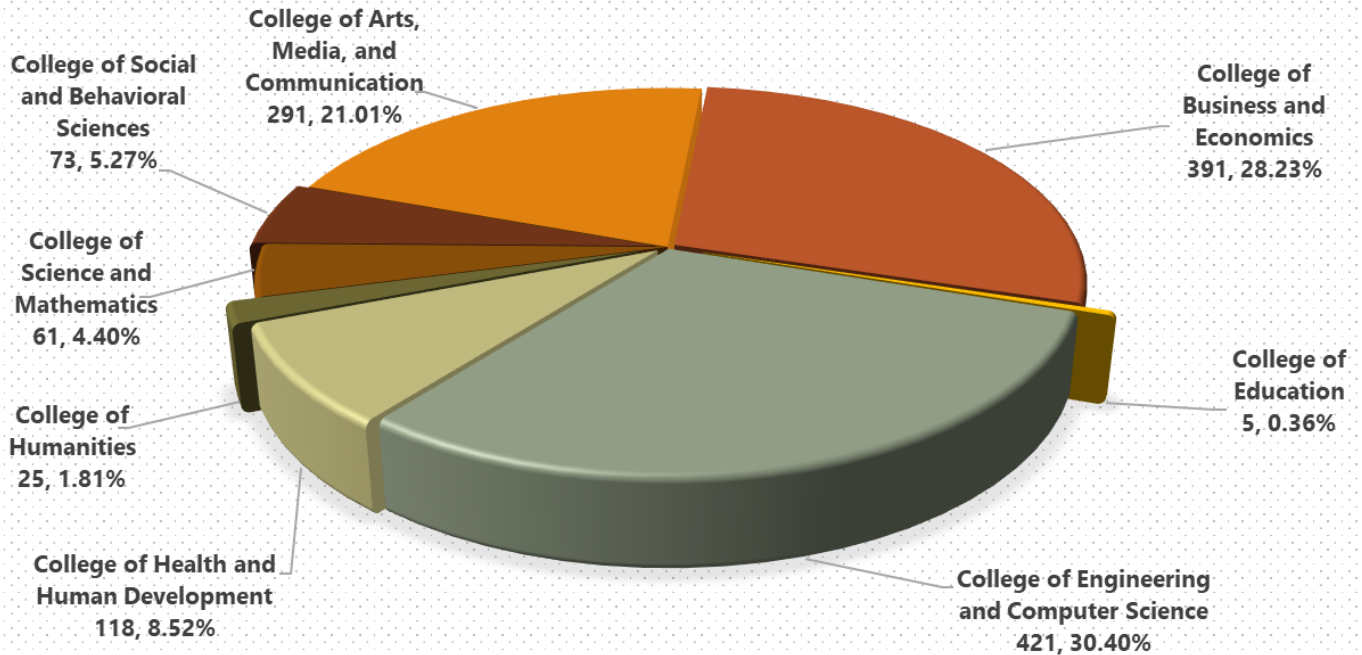
## BREAKDOWN BY REGION - FALL 2019



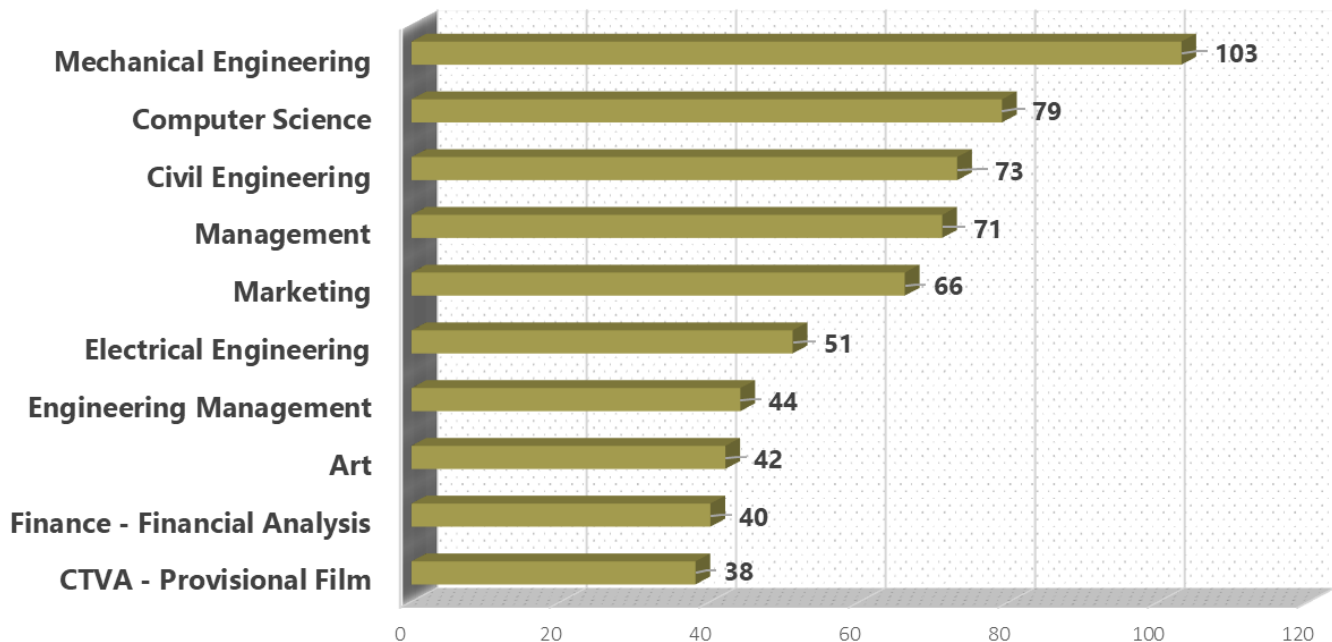
## TOP 10 COUNRIES - FALL 2019



## BREAKDOWN BY COLLEGE - FALL 2019



## TOP 10 MAJORS - FALL 2019



## BY REGION / COUNTRY

AFRICA	54 students - 19 countries (3.90% of International Student Enrollment)				
	Total	Master	Undergrad	Female	Male
Algeria	1	0	1	0	1
Angola	3	0	3	2	1
Cameroon	3	0	3	2	1
Congo	1	0	1	0	1
Cote D'Ivoire	1	0	1	0	1
Egypt	12	1	11	3	9
Ethiopia	3	1	2	1	2
Guinea	3	0	3	1	2
Kenya	2	0	2	0	2
Libyan Ara	2	0	2	0	2
Morocco	4	0	4	1	3
Mozambique	1	0	1	0	1
Nigeria	8	1	7	3	5
Senegal	2	0	2	0	2
South Africa	2	0	2	0	2
Sudan	2	0	2	0	2
Tunisia	2	0	2	1	1
Zambia	1	0	1	0	1
Zimbabwe	1	0	1	0	1
	<b>54</b>	<b>3</b>	<b>51</b>	<b>14</b>	<b>40</b>

ASIA	1114 students - 36 countries (80.43% of International Student Enrollment)				
	Total	Master	Undergrad	Female	Male
Armenia	2	0	2	0	2
Bahrain	6	1	5	2	4
Bangladesh	13	2	11	5	8
Cambodia	5	0	5	2	3
China	301	42	259	155	146
Hong Kong	10	1	9	4	6
India	133	82	51	43	90
Indonesia	23	2	21	9	14
Iran	25	10	15	14	11

Israel	1	0	1	0	1
Japan	65	2	63	39	26
Jordan	3	0	3	0	3
Kazakhstan	12	0	12	6	6
Korea	49	8	41	25	24
Kuwait	177	3	174	48	129
Lebanon	6	2	4	0	6
Macao	4	0	4	0	4
Malaysia	35	1	34	19	16
Mongolia	8	0	8	3	5
Myanmar	11	0	11	2	9
Nepal	3	1	2	1	2
Oman	47	0	47	13	34
Pakistan	12	1	11	2	10
Palestine	2	1	1	1	1
Philippine	14	1	13	11	3
Qatar	1	1	0	0	1
Saudi Arabia	22	3	19	7	15
Singapore	2	1	1	1	1
Sri Lanka	10	0	10	4	6
Taiwan	30	3	27	18	12
Thailand	10	1	9	7	3
Turkey	14	3	11	6	8
Turkmenistan	1	0	1	0	1
United Arab Emirates	12	0	12	0	12
Vietnam	43	1	42	21	22
Yemen	2	0	2	1	1
	<b>1114</b>	<b>173</b>	<b>941</b>	<b>469</b>	<b>645</b>

EUROPE	135 students - 23 countries (9.75% of International Student Enrollment)				
	Total	Master	Undergrad	Female	Male
Albania	1	0	1	1	0
Belgium	2	0	2	2	0
Bulgaria	1	0	1	1	0
Croatia	1	0	1	1	0
Denmark	3	0	3	3	0
Finland	4	1	3	2	2
France	11	0	11	5	6

Germany	15	1	14	8	7
Greece	1	0	1	0	1
Iceland	1	0	1	1	0
Italy	7	1	6	4	3
Macedonia	1	0	1	0	1
Netherland	2	0	2	2	0
Norway	18	3	15	14	4
Poland	3	0	3	1	2
Portugal	2	0	2	1	1
Romania	3	1	2	1	2
Russia	8	0	8	4	4
Spain	8	2	6	4	4
Sweden	25	2	23	21	4
Switzerland	2	0	2	0	2
Ukraine	6	1	5	1	5
United Kingdom	10	0	10	4	6
	<b>135</b>	<b>12</b>	<b>123</b>	<b>81</b>	<b>54</b>

NORTH & CENTRAL AMERICA	35 students - 7 countries (2.53% of International Student Enrollment)				
	Total	Master	Undergrad	Female	Male
Canada	23	2	21	13	10
Costa Rica	1	0	1	0	1
El Salvador	1	0	1	0	1
Haiti	1	0	1	0	1
Honduras	1	0	1	0	1
Jamaica	2	1	1	0	2
Mexico	6	1	5	4	2
	<b>35</b>	<b>4</b>	<b>31</b>	<b>17</b>	<b>18</b>

OCEANIA	8 students - 3 countries (0.58% of International Student Enrollment)				
	Total	Master	Undergrad	Female	Male
Australia	5	0	5	4	1
New Zealand	2	1	1	2	0
Tonga	1	1	0	1	0
	<b>8</b>	<b>2</b>	<b>6</b>	<b>7</b>	<b>1</b>

**SOUTH AMERICA****39 students - 5 countries  
(2.81% of International Student Enrollment)**

	<b>Total</b>	<b>Master</b>	<b>Undergrad</b>	<b>Female</b>	<b>Male</b>
Brazil	29	2	27	13	16
Colombia	3	0	3	2	1
Ecuador	2	1	1	1	1
Peru	3	0	3	1	2
Trinidad	2	1	1	1	1
	<b>39</b>	<b>4</b>	<b>35</b>	<b>18</b>	<b>21</b>

**Total F & J Enrolled Students****1385****198****1187****606****779**

## BY COLLEGE / MAJOR

COLLEGE OF ARTS, MEDIA AND COMMUNICATION	291 Students - 37 Majors (21.01% of International Student Enrollment)				
	Total	Master	Undergrad	Female	Male
Art	42	0	42	26	16
Art - Visual Arts	1	1	0	1	0
Communication Studies	34	2	32	21	13
CTVA - Electronic Media Management	2	0	2	1	1
CTVA - Entertainment Media Management	10	0	10	9	1
CTVA - Multimedia Production	19	0	19	12	7
CTVA - Provisional Film	38	0	38	18	20
CTVA - Screenwriting	5	0	5	2	3
CTVA - Theory and Criticism	1	0	1	1	0
CTVA - TV Production	28	0	28	12	16
CTVA with Emphasis in Film	30	0	30	16	14
Journalism	6	0	6	4	2
Journalism - Broadcast	3	0	3	2	1
Journalism - Public Relations	2	0	2	2	0
Mass Communication/Journalism	4	4	0	1	3
Music	3	0	3	2	1
Music Commercial/Media Writing	3	0	3	0	3
Music Composition	1	1	0	0	1
Music Education/Instrumental	1	0	1	1	0
Music Keyboard/Piano Pedagogy	1	0	1	1	0
Music Keyboard/Piano Performance	3	0	3	2	1
Music Performance	8	8	0	7	1
Music Performance - Piano	6	6	0	6	0
Music Performance - String	2	2	0	2	0
Music Performance - Vocal	4	4	0	3	1
Music Strings/Guitar	1	0	1	1	0
Music Strings/Orchestral	4	0	4	2	2
Music/Music Industry Option	8	0	8	4	4
Music/Music Therapy Option	1	0	1	1	0
Music/Vocal Arts	3	0	3	3	0
Screenwriting - MFA	2	2	0	1	1
STAR Art	3	0	3	3	0
STAR Communication Studies	2	0	2	2	0
STAR CTVA - TV Production	1	0	1	1	0



STAR Journalism	1	0	1	0	1
STAR Journalism - Broadcast	1	0	1	1	0
Theatre	7	1	6	6	1
	<b>291</b>	<b>31</b>	<b>260</b>	<b>177</b>	<b>114</b>

COLLEGE OF BUSINESS AND ECONOMICS	391 Students - 24 Majors (28.23% of International Student Enrollment)				
	Total	Master	Undergrad	Female	Male
Accountancy	34	0	34	21	13
Accountancy - Professional	18	1	17	12	6
Business Administration - MBA	3	3	0	3	0
Business Law	7	0	7	1	6
Economics	31	0	31	5	26
Finance	26	0	26	13	13
Finance - Financial Analysis	40	0	40	15	25
Finance - Financial Planning	9	0	9	6	3
Finance - Insurance	1	0	1	0	1
Global Supply Chain Management	26	0	26	9	17
Information Systems - Business	2	0	2	0	2
Information Systems - Computer Info Tech	1	0	1	0	1
Information Systems - Info Tech	1	0	1	0	1
Management	71	0	71	32	39
Marketing	66	0	66	36	30
MBA - Entrepreneurship	1	1	0	0	1
Real Estate	4	0	4	2	2
STAR Finance - Financial Analysis	3	0	3	1	2
STAR Finance - Financial Planning	1	0	1	0	1
STAR Global Supply Chain Management	3	0	3	1	2
STAR Management	1	0	1	0	1
STAR Marketing	3	0	3	3	0
STAR Systems/Operations Management	4	0	4	2	2
Systems/Operations Management	35	0	35	6	29
	<b>391</b>	<b>5</b>	<b>386</b>	<b>168</b>	<b>223</b>

<b>COLLEGE OF EDUCATION</b>	<b>5 Students - 5 Majors (0.36% of International Student Enrollment)</b>				
	<b>Total</b>	<b>Master</b>	<b>Undergrad</b>	<b>Female</b>	<b>Male</b>
Deaf Studies	1	0	1	1	0
Early Childhood Special Education	1	1	0	1	0
Higher Education Leadership	1	1	0	1	0
SEC EDUC Curriculum and Instruction	1	1	0	1	0
SED EDUC Technology	1	1	0	1	0
	<b>5</b>	<b>4</b>	<b>1</b>	<b>5</b>	<b>0</b>

<b>COLLEGE OF ENGINEERING AND COMPUTER SCIENCE</b>	<b>421 Students - 12 Majors (30.40% of International Student Enrollment)</b>				
	<b>Total</b>	<b>Master</b>	<b>Undergrad</b>	<b>Female</b>	<b>Male</b>
Civil Engineering	73	0	73	26	47
Computer Engineering	30	12	18	6	24
Computer Information Technology	10	0	10	3	7
Computer Science	79	15	64	11	68
Construction Management	6	0	6	1	5
Electrical Engineering	51	17	34	9	42
Engineering Management	44	43	1	16	28
Manufacturing Systems Engineer	17	9	8	3	14
Materials Engineering	3	3	0	2	1
Mechanical Engineering	103	4	99	13	90
Software Engineering	3	3	0	0	3
Structural Engineering	2	2	0	1	1
	<b>421</b>	<b>108</b>	<b>313</b>	<b>91</b>	<b>330</b>

<b>COLLEGE OF HEALTH AND HUMAN DEVELOPMENT</b>	<b>118 Students - 27 Majors (8.52% of International Student Enrollment)</b>				
	<b>Total</b>	<b>Master</b>	<b>Undergrad</b>	<b>Female</b>	<b>Male</b>
Athletic Training	3	0	3	1	2
CADV - Early Childhood Develop	5	0	5	5	0
Communicative Disorders	7	6	1	6	1
Environmental/Occupational Health	1	1	0	1	0
FCS/Apparel Design/Merchandising	7	7	0	7	0
FCS/Apparel Design/Production	1	0	1	1	0
FCS/Apparel Merchandising	11	0	11	9	2

FCS/Consumer Affairs	4	0	4	2	2
FCS/Education	1	0	1	0	1
FCS/Family Studies	1	0	1	1	0
FCS/Food Science & Administration	4	0	4	1	3
FCS/Interior Design	7	0	7	4	3
FCS/Nutrition and Dietetics	6	0	6	5	1
FCS/Textiles and Apparel	2	0	2	2	0
Health Administration	6	0	6	2	4
Human Nutrition - Dietetic Internship	1	1	0	1	0
Kinesiology	5	5	0	3	2
Kinesiology Applied Fitness	4	0	4	0	4
Kinesiology Dance	2	0	2	1	1
Kinesiology Exercise Science	11	0	11	5	6
Kinesiology Physical Education	1	0	1	0	1
Kinesiology Sport Studies	4	0	4	1	3
MS-Tourism Management	3	3	0	3	0
Nursing	1	0	1	1	0
Public Health	4	0	4	3	1
THRM - Recreational Sport Management	1	1	0	0	1
Tourism, Hospitality, & Recreation Management	15	0	15	7	8
	<b>118</b>	<b>24</b>	<b>94</b>	<b>72</b>	<b>46</b>

<b>COLLEGE OF HUMANITIES</b>	<b>25 Students - 12 Majors (1.81% of International Student Enrollment)</b>				
	<b>Total</b>	<b>Master</b>	<b>Undergrad</b>	<b>Female</b>	<b>Male</b>
Asian American Studies	2	0	2	2	0
English - Creative Writing	2	0	2	2	0
English - Literature	2	1	1	2	0
English - Rhetoric and Composition	1	1	0	1	0
Linguistics	4	2	2	3	1
Linguistics - TESL	1	1	0	1	0
LKI - Track F - Interdisciplinary Specialization	5	0	5	3	2
LKP - Arts Integration	1	0	1	1	0
LKP - Liberal Studies	1	0	1	1	0
Philosophy	3	0	3	2	1
STAR English - Creative Writing	1	0	1	1	0
Teaching English Second Language	2	2	0	1	1
	<b>25</b>	<b>7</b>	<b>18</b>	<b>20</b>	<b>5</b>

## COLLEGE OF SCIENCE AND MATHEMATICS

61 Students - 15 Majors  
(4.40% of International Student Enrollment)

	Total	Master	Undergrad	Female	Male
Applied Mathematical Sciences	1	0	1	0	1
Astrophysics	1	0	1	1	0
Biochemistry	5	1	4	3	2
Biology	17	2	15	13	4
Biotechnology	3	0	3	2	1
Cell and Molecular Biology	4	0	4	1	3
Chemistry	8	2	6	5	3
Geology	2	2	0	1	1
Geology - Geophysics	1	1	0	0	1
Math - Applied Mathematics	2	2	0	1	1
Math - Statistics	4	0	4	0	4
Mathematics	6	2	4	2	4
Medical Technology	2	0	2	2	0
Microbiology	2	0	2	2	0
Physics	3	1	2	1	2
	<b>61</b>	<b>13</b>	<b>48</b>	<b>34</b>	<b>27</b>

## COLLEGE OF SOCIAL AND BEHAVIORAL SCIENCES

73 Students - 21 Majors  
(5.27% of International Student Enrollment)

	Total	Master	Undergrad	Female	Male
Criminology & Justice Studies	1	0	1	0	1
Geography - Geographic Information Science	2	0	2	0	2
Geography - Standard Program	4	0	4	0	4
History	2	0	2	1	1
Master of Social Work	1	1	0	1	0
Master of Urban Planning	1	1	0	1	0
Political Science - Global Politics	2	2	0	0	2
Political Science - Law and Society	2	0	2	2	0
Political Science - Politics & Government	4	0	4	3	1
Political Science - Public Policy & Management	4	0	4	0	4
Psychological Science	1	1	0	0	1
Psychology	25	0	25	17	8
Sociology	8	1	7	5	3
Sociology - Work and Society	2	0	2	2	0
STAR Geography - Standard Program	1	0	1	1	0
STAR Political Science - Politics and Government	2	0	2	2	0

STAR Psychology	4	0	4	3	1
Urban Studies and Planning	3	0	3	1	2
URBS - Custom Specialization	1	0	1	0	1
URBS - Environment Plan/Sustainability	1	0	1	0	1
URBS - Urban/Regional Planning	2	0	2	0	2
	<b>73</b>	<b>6</b>	<b>67</b>	<b>39</b>	<b>34</b>

<b>Total F &amp; J Enrolled Students</b>	<b>1385</b>	<b>198</b>	<b>1187</b>	<b>606</b>	<b>779</b>
------------------------------------------	-------------	------------	-------------	------------	------------

## BY TRANSFER - IN SCHOOL

New SEVIS Transfer - In Students	202	60.84%
New Non-SEVIS Transfer - In Students	130	39.16%
<b>Total new students for FALL 2019</b>	<b>332</b>	<b>100.00%</b>

### TRANSFER SCHOOL

72 Colleges/Universities, 202 Students  
(60.84% of New SEVIS Transfer-In Students for FALL 2019)

	Total	Graduate	Undergrad
A F International School of Languages Inc. - Westlake Village	1	1	0
Archdiocese of Los Angeles - Bishop Alemany High School	3	0	3
Archdiocese of Los Angeles - St. Genevieve High School	3	0	3
Bishop Seabury Academy	1	0	1
California State University, Fullerton	1	1	0
California State University, Los Angeles	1	0	1
California State University, Monterey Bay	2	0	2
California University of Business and Technology	1	1	0
Capistrano Valley Christian Schools	1	0	1
Central Wyoming College	1	0	1
Citrus College	2	0	2
College of San Mateo	1	0	1
College of the Canyons	6	0	6
CSU Northridge, Tseng College Ext. Learn	21	5	16
De Anza College	5	0	5
Desert Chapel Christian School	1	0	1
Diocese of San Bernardino - Notre Dame High School	1	0	1
East Los Angeles Community College	1	0	1
Edmonds Community College	1	0	1
El Camino Community College	4	0	4
Fairmont Private Schools - Fairmont Preparatory Academy	1	0	1
Foothill College	1	0	1
Fullerton College	1	0	1
Glendale Community College	10	0	10
Golden West College	1	0	1
Iowa State University of Science and Technology	1	0	1
Kaplan International - Santa Barbara	1	0	1
La Roche College	1	0	1

Language Pacifica	1	1	0
Long Beach City College at Liberal Arts	1	0	1
Los Angeles City College	6	0	6
Los Angeles Mission College	4	0	4
Los Angeles Pierce College	15	0	15
Los Angeles Valley College	2	0	2
Louisville High School	1	0	1
Maranatha Christian Schools	1	0	1
MiraCosta College	1	0	1
Monroe Community College - Brighton	1	0	1
Moorpark College	6	0	6
Northern State University	1	0	1
Ohlone College	1	0	1
Orange Coast College	2	0	2
Pasadena City College	12	0	12
Pepperdine University	1	1	0
Portland State University	1	1	0
Purdue University	1	1	0
Rancho Christian School	1	0	1
Rio Hondo College	1	0	1
Riverside City College	1	0	1
Roselle Catholic Regional H.S.	1	0	1
Rosemead College - San Gabriel Valley	1	0	1
San Diego Mesa College	1	0	1
San Jose State University	1	0	1
Santa Barbara City College	2	0	2
Santa Monica College	38	0	38
Seattle Central College	1	0	1
Shoreline Community College	2	0	2
Sierra College - Rocklin Campus	1	0	1
Southeast Missouri State University	1	1	0
St. Bernard's Academy	1	0	1
The College of Saint Rose	1	0	1
Trine University	1	0	1
Tusculum University	1	0	1
University of Arkansas at Little Rock	1	0	1
University of California at Berkeley	1	1	0
University of Houston - Downtown	1	0	1
University of Maryland	1	1	0
University of Miami - Coral Gables	1	0	1

University of Missouri - Kansas City	1	0	1
University of North Carolina at Charlotte	1	1	0
University of South Florida (Tampa)	1	0	1
West Los Angeles College	5	0	5
	<b>202</b>	<b>16</b>	<b>186</b>



## **References**

- Student and Exchange Information System (SEVIS) “Active Status Students” and “Students with Requested, Pending, or Approved OPT” Lists as of October 23, 2019
- International and Exchange Student Center – IESC Office Records
- California State University, Northridge Oracle System (PeopleSoft)
- California State University, Northridge Oracle System (PeopleSoft) International Student Reports – “Active Students Enrolled/Not Enrolled – Fall 2019” as of October 23, 2019
- SEVIS List – Transfer-In Students for Fall 2019 as of October 23, 2019