

# CALIFORNIA STATE UNIVERSITY, NORTHRIDGE

## International and Exchange Student Center (IESC)

### ENROLLMENT STATISTICS FOR INTERNATIONAL STUDENT – FALL 2016

---

#### F & J Students

##### By Class Level

Freshman	260
Sophomore	375
Junior	569
Senior	<u>702</u>
<b><i>Undergraduates</i></b>	<b>1,906</b>

<b><i>Graduates</i></b>	<b><u>415</u></b>
-------------------------	-------------------

<b><i>Enrollment Total:</i></b>	<b>2,321</b>
---------------------------------	--------------

##### By Gender

Male	1515
Female	<u>806</u>
<b><i>Total:</i></b>	<b>2,321</b>

##### By Visa Type (F & J)

F-1	2,305
J-1	<u>16</u>
<b><i>Total:</i></b>	<b>2,321</b>

#### \*\*\*Students under CSUN's SEVIS Program\*\*\*

Total F & J Enrolled Students	2,321
-------------------------------	-------

F Students engaged in Practical Training (OPT)	443
--	-----

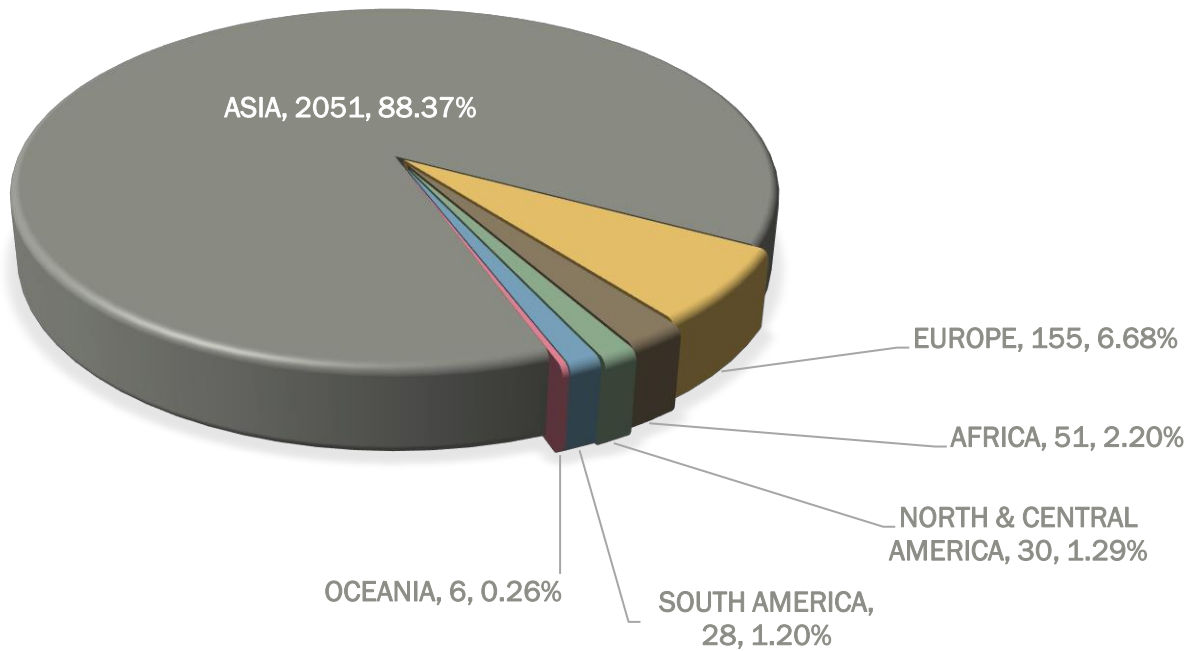
Student on Leave of Absence (LOA)	<u>28</u>
-----------------------------------	-----------

<b>GRAND TOTAL:</b>	<b>2,792</b>
---------------------	--------------

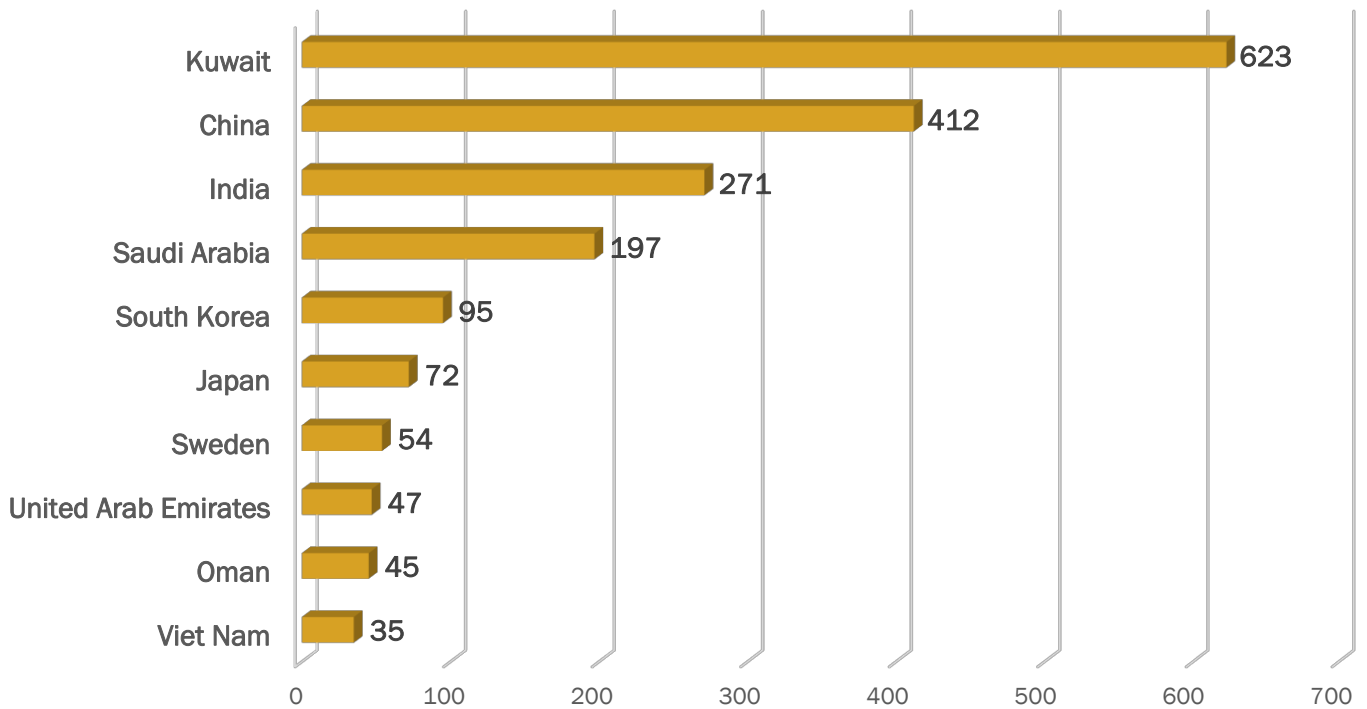
<b><i>*Grand total</i></b>	<b><u>2,837</u></b>
----------------------------	---------------------

*included: 27 continuing non-enrolled students and  
18 students with OPT completion pending*

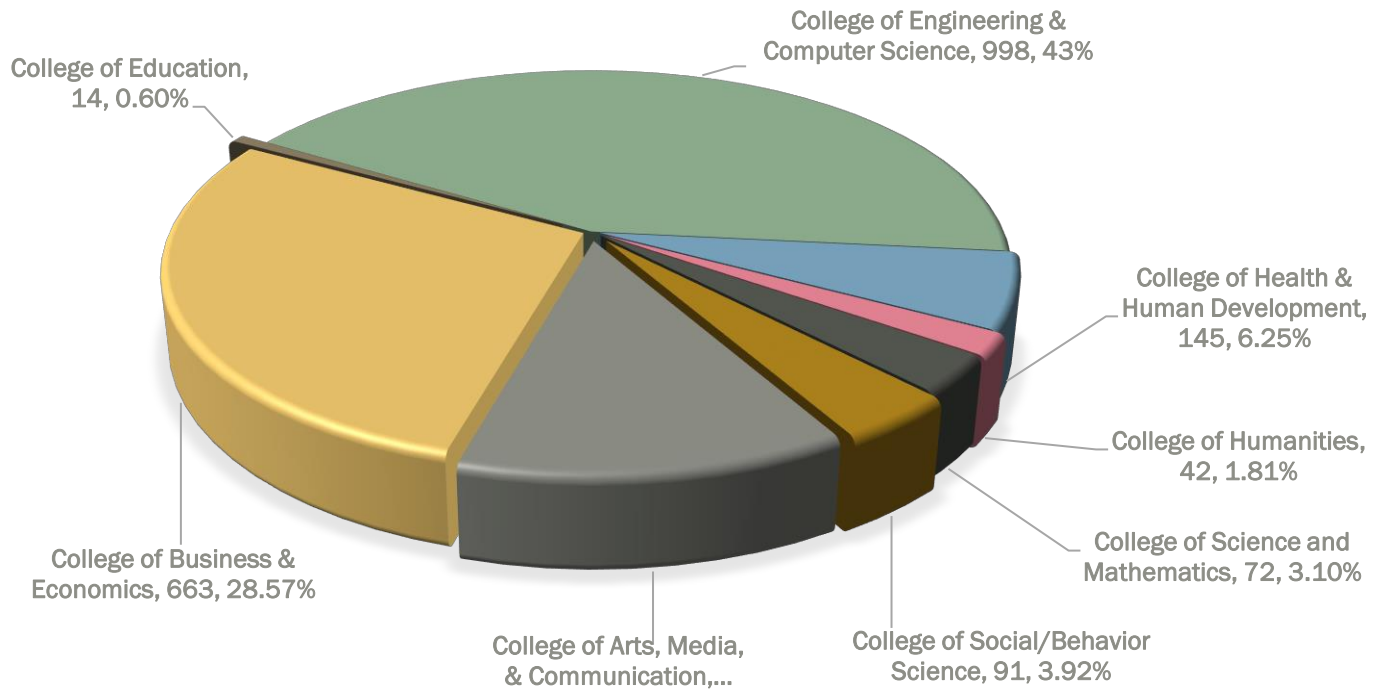
## BREAKDOWN BY REGION - FALL 2016



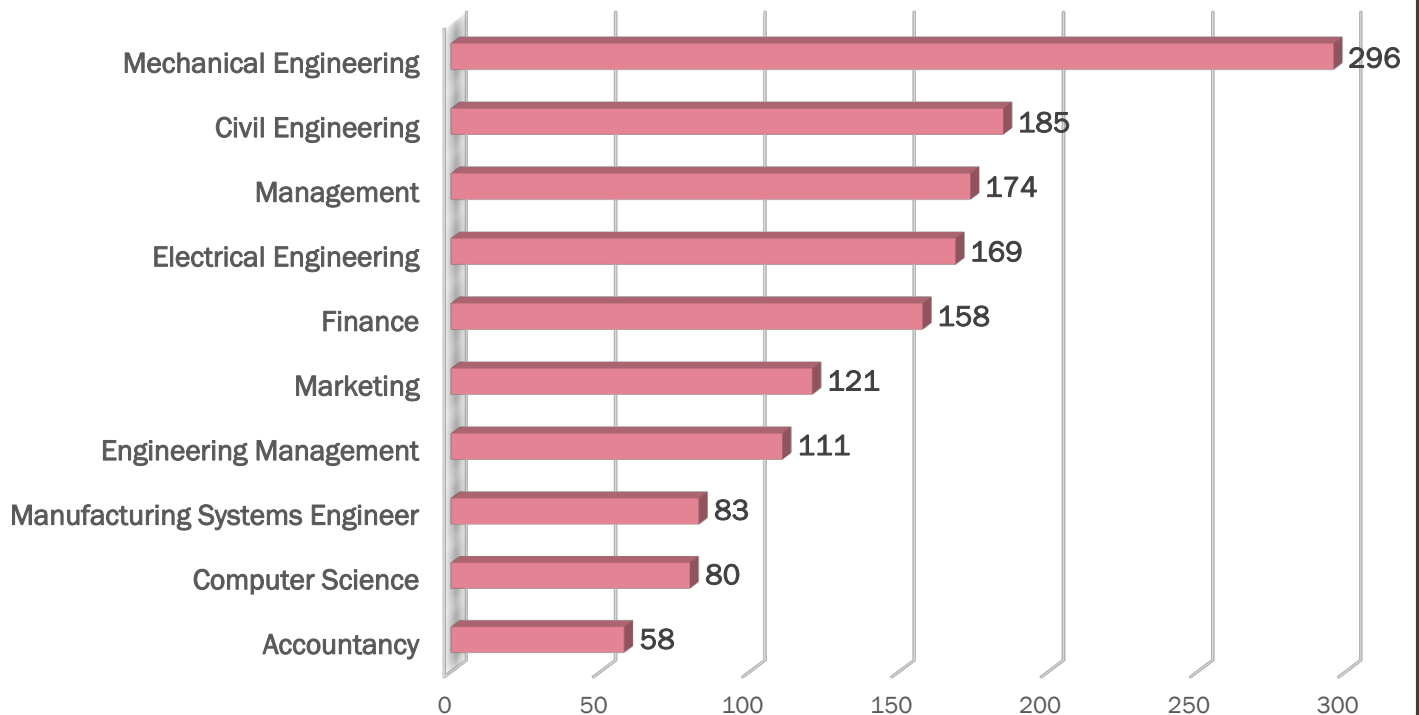
## TOP 10 COUNTRIES - FALL 2016



## BREAKDOWN BY COLLEGE - FALL 2016



## TOP 10 MAJORS - FALL 2016



## BY REGION / COUNTRY

AFRICA	51 students - 21 countries (2.20% of International Student Enrollment)				
	Total	Graduate	Undergraduate	Female	Male
Algeria	1	1	0	0	1
Angola	2	0	2	1	1
Benin	1	0	1	1	0
Cameroon	1	0	1	1	0
Congo (Kinshasa)	1	0	1	0	1
Cote D'Ivoire	3	0	3	2	1
Egypt	6	1	5	2	4
Ethiopia	2	0	2	2	0
Gabon	1	0	1	0	1
Ghana	2	1	1	0	2
Guinea	1	0	1	0	1
Kenya	2	0	2	1	1
Libyan Arab Jamahiriya	1	0	1	0	1
Mali	1	0	1	1	0
Mauritius	2	0	2	1	1
Morocco	5	0	5	3	2
Namibia	1	1	0	1	0
Nigeria	13	4	9	3	10
Senegal	1	0	1	0	1
Tanzania	1	0	1	0	1
Tunisia	3	0	3	1	2
	<b>51</b>	<b>8</b>	<b>43</b>	<b>20</b>	<b>31</b>

ASIA	2051 students - 40 countries (88.37% of International Student Enrollment)				
	Total	Graduate	Undergraduate	Female	Male
Afghanistan	1	1	0	0	1
Armenia	3	2	1	1	2
Azerbaijan	1	0	1	0	1
Bahrain	2	0	2		2
Bangladesh	12	4	8	4	8
Cambodia	2	0	2	1	1
China	412	55	357	228	184
Hong Kong	22	1	21	7	15
India	271	237	34	66	205

Indonesia	21	0	21	9	12
Iran	29	14	15	12	17
Iraq	1	1	0	0	1
Israel	8	1	7	4	4
Japan	72	5	67	40	32
Jordan	3	1	2	1	2
Kazakhstan	12	0	12	7	5
Kuwait	623	3	620	117	506
Lebanon	4	1	3	1	3
Macao	1	0	1	0	1
Malaysia	25	1	24	11	14
Mongolia	5	1	4	4	1
Myanmar	2	0	2	1	1
Nepal	3	0	3	2	1
Oman	45	2	43	7	38
Pakistan	7	3	4	1	6
Palestinian Territory	1	0	1	0	1
Philippines	11	4	7	9	2
Qatar	13	0	13	0	13
Saudi Arabia	197	29	168	31	166
Singapore	2	1	1	1	1
South Korea	95	13	82	54	41
Sri Lanka	15	2	13	7	8
Syrian Arab Republic	1	0	1	0	1
Taiwan	18	1	17	14	4
Thailand	11	1	10	5	6
Turkey	14	1	13	5	9
United Arab Emirates	47	0	47	1	46
Uzbekistan	2	0	2	1	1
Viet Nam	35	2	33	14	21
Yemen	2	0	2	0	2
	<b>2051</b>	<b>387</b>	<b>1664</b>	<b>666</b>	<b>1385</b>

## EUROPE

**155 students - 24 countries  
(6.68% of International Student Enrollment)**

	Total	Graduate	Undergraduate	Female	Male
Albania	1	0	1	0	1
Austria	1	0	1	0	1
Belgium	1	0	1	0	1
Bulgaria	1	0	1	0	1
Cyprus	1	0	1	0	1

Czech Republic	2	0	2	0	2
Denmark	8	0	8	4	4
Finland	1	0	1	0	1
France	14	1	13	8	6
Germany	17	1	16	10	7
Greece	4	1	3	1	3
Hungary	2	0	2	0	2
Ireland	1	0	1	0	1
Italy	1	0	1	1	0
Netherlands	5	1	4	2	3
Norway	6	1	5	2	4
Portugal	1	0	1	1	0
Russian Federation	19	1	18	11	8
Serbia/Montenegro Birth Country	1	0	1	1	0
Spain	2	0	2	1	1
Sweden	54	4	50	40	14
Switzerland	2	0	2	2	0
Ukraine	4	0	4	2	2
United Kingdom	6	1	5	1	5
	<b>155</b>	<b>11</b>	<b>144</b>	<b>87</b>	<b>68</b>

#### NORTH & CENTRAL AMERICA

**30 students - 6 countries  
(1.29% of International Student Enrollment)**

	Total	Graduate	Undergraduate	Female	Male
Belize	5	0	5	2	3
Canada	19	1	18	11	8
Honduras	1	0	1	0	1
Jamaica	2	0	2	1	1
Mexico	2	0	2	1	1
Panama	1	0	1	0	1
	<b>30</b>	<b>1</b>	<b>29</b>	<b>15</b>	<b>15</b>

#### OCEANIA

**6 students - 1 countries  
(0.26% of International Student Enrollment)**

	Total	Graduate	Undergraduate	Female	Male
Australia	6	1	5	3	3
	<b>6</b>	<b>1</b>	<b>5</b>	<b>3</b>	<b>3</b>

SOUTH AMERICA	28 students - 5 countries (1.20% of International Student Enrollment)				
	Total	Graduate	Undergraduate	Female	Male
Bolivia	1	1	0	1	0
Brazil	17	3	14	9	8
Colombia	5	2	3	4	1
Peru	2	1	1	0	2
Venezuela	3	0	3	1	2
	<b>28</b>	<b>7</b>	<b>21</b>	<b>15</b>	<b>13</b>

<b>Total F &amp; J Enrolled Students</b>	<b>2321</b>	<b>415</b>	<b>1906</b>	<b>806</b>	<b>1515</b>
--	-------------	------------	-------------	------------	-------------

## BY COLLEGE / MAJOR

COLLEGE OF ARTS, MEDIA AND COMMUNICATION	296 Students - 35 Majors (12.75% of International Student Enrollment)				
	Total	Graduate	Undergraduate	Female	Male
Art	25	0	25	11	14
Art - Visual Arts	1	1	0	1	
Communication Studies	53	3	50	34	19
CTVA - Electronic Media Management	20	0	20	13	7
CTVA - Multimedia Production	17	0	17	8	9
CTVA - Provisional Film	37	0	37	17	20
CTVA - Screenwriting	6	0	6	3	3
CTVA - Theory and Criticism	5	0	5	2	3
CTVA - TV Production	26	0	26	17	9
CTVA with Emphasis in Film	15	0	15	6	9
Journalism	5	0	5	2	3
Journalism - General Emphasis	2	0	2	2	
Journalism - Magazine	2	0	2	1	1
Journalism - Photojournalism	1	0	1	1	
Journalism - Public Relations	7	0	7	1	6
Mass Communication/Journalism	8	8	0	6	2
MFA - Visual Arts	2	2	0	2	0
Music	5	0	5	2	3
Music Breadth Studies	1	0	1	1	0
Music Commercial/Media Writing	2	0	2	0	2
Music Composition	3	3	0	1	2
Music Composition Emphasis	2	0	2	1	1
Music Conducting - Orchestral	2	2	0	2	0
Music Jazz Studies	2	0	2	0	2
Music Keyboard/Piano Pedagogy	1	0	1	0	1
Music Keyboard/Piano Performance	3	0	3	3	0
Music Perform - Woodwind/Brass	1	1	0	0	1
Music Performance - Piano	9	9	0	9	0
Music Performance - String	3	3	0	2	1
Music Performance - Vocal	7	7	0	6	1
Music/Music Industry Option	6	0	6	4	2
Music/Vocal Arts	3	0	3	2	1
Music/Winds	1	0	1	0	1
Screenwriting - MFA	1	1	0	0	1
Theatre	12	3	9	9	3
	<b>296</b>	<b>43</b>	<b>253</b>	<b>169</b>	<b>127</b>



**COLLEGE OF BUSINESS AND ECONOMICS**
**663 Students - 24 Majors  
(28.57% of International Student Enrollment)**

	Total	Graduate	Undergraduate	Female	Male
Accountancy	58	0	58	28	30
Accountancy - Info Systems	1	0	1	1	0
Accountancy - Professional	18	3	15	11	7
Business Administration - MBA	3	3	0	1	2
Business Law	3	0	3	1	2
Economics	54	0	54	25	29
Finance	158	0	158	43	115
Finance - Financial Analysis	5	0	5	3	2
Global Supply Chain Management	14	0	14	8	6
Honors In Business	1	0	1	0	1
Information Sys - Business	18	0	18	1	17
Information Sys - Info Tech	3	0	3	1	2
Insurance - Financial Services	5	0	5	0	5
Management	174	0	174	70	104
Marketing	121	0	121	52	69
MBA - Accounting	3	3	0	2	1
MBA - Marketing	1	1	0	0	1
Real Estate	6	0	6	3	3
STAR Economics	1	0	1	0	1
STAR Global Supply Chain Mgt	1	0	1	0	1
STAR Management	4	0	4	2	2
STAR Marketing	3	0	3	2	1
STAR Systems/Operations Mgt	1	0	1	1	0
Systems/Operations Management	7	0	7	2	5
	<b>663</b>	<b>10</b>	<b>653</b>	<b>257</b>	<b>406</b>

**COLLEGE OF EDUCATION**
**14 Students - 11 Majors  
(0.60% of International Student Enrollment)**

	Total	Graduate	Undergraduate	Female	Male
College Counselling/Student Services	1	1	0	1	0
Deaf Studies Pre-Deaf Education	1	0	1	1	0
Development, Learning, Instruction	1	1	0	1	0
Early Childhood Education	1	1	0	1	0
Early Childhood Special Education	1	1	0	1	0
Educational Admin - Higher Ed	2	2	0	2	0
Educational Therapy	3	3	0	2	1
Marriage and Family Therapy	1	1	0	1	0
Mild/Moderate Disabilities	1	1	0	1	0
Moderate/Severe Disabilities	1	1	0	1	0

SEC EDUC English Education	1	1	0	0	1
	<b>14</b>	<b>13</b>	<b>1</b>	<b>12</b>	<b>2</b>

<b>COLLEGE OF ENGINEERING AND COMPUTER SCIENCE</b>		<b>998 Students - 12 Majors (43.00% of International Student Enrollment)</b>			
	<b>Total</b>	<b>Graduate</b>	<b>Undergraduate</b>	<b>Female</b>	<b>Male</b>
Civil Engineering	185	0	185	59	126
Computer Engineering	54	9	45	6	48
Computer Information Tech	13	0	13	2	11
Computer Science	80	18	62	13	67
Construction Management	3	0	3	1	2
Electrical Engineering	169	90	79	22	147
Engineering Management	111	91	20	24	87
Manufacturing Systems Engineer	77	46	31	7	70
Materials Engineering	2	2		0	2
Mechanical Engineering	296	11	285	22	274
Software Engineering	2	2	0	1	1
Structural Engineering	6	6	0	0	6
	<b>998</b>	<b>275</b>	<b>723</b>	<b>157</b>	<b>841</b>

<b>COLLEGE OF HEALTH AND HUMAN DEVELOPMENT</b>		<b>145 Students - 33 Majors (6.25% of International Student Enrollment)</b>			
	<b>Total</b>	<b>Graduate</b>	<b>Undergraduate</b>	<b>Female</b>	<b>Male</b>
Adapted Physical Activity	3	3	0	2	1
Athletic Training	5	0	5	3	2
Biomechanics	1	1	0	0	1
CADV - Applied Develop Science	2	0	2	2	0
CADV - Early Childhood Develop	7	0	7	7	0
Cd Speech and Language Pathology	2	0	2	1	1
Communicative Disorders	2	2	0	2	0
Environment/Occupational Health	5	4	1	2	3
Exercise Physiology	2	2	0	0	2
FCS/Apparel Design/Production	7	0	7	7	0
FCS/Apparel Dsgn/Merchandising	6	6	0	6	0
FCS/Apparel Merchandising	5	0	5	4	1
FCS/Consumer Affairs	1	0	1	0	1
FCS/Education	2	0	2	2	0
FCS/Family Studies	3	2	1	3	0
FCS/Food Science & Admin	1	0	1	0	1
FCS/Interior Design	10	0	10	7	3
FCS/Nutrition and Dietetics	12	2	10	10	2
FCS/Textiles and Apparel	1	0	1	1	0

Health Administration	9	1	8	2	7
Kinesiology	4	1	3	2	2
Kinesiology Applied Fitness	5	0	5	0	5
Kinesiology Dance	1	0	1	1	0
Kinesiology Exercise Science	10	0	10	5	5
Kinesiology General Studies	1	0	1	0	1
Kinesiology Physical Education	1	0	1	0	1
Nursing	2	0	2	2	0
Physical Therapy - DPT	1	1	0	0	1
Public Health	7	0	7	6	1
Public Health - Comm Health Ed	4	4	0	4	0
Radiologic Sciences	1	0	1	0	1
THRM - Hospitality/Travel/Tour	6	6	0	5	1
Tourism, Hospitality, Rec Mgmt	16	0	16	10	6
	<b>145</b>	<b>35</b>	<b>110</b>	<b>96</b>	<b>49</b>

## COLLEGE OF HUMANITIES

42 Students - 13 Majors  
(1.81% of International Student Enrollment)

	Total	Graduate	Undergraduate	Female	Male
Asian American Studies	1	0	1	0	1
English - Literature	3	0	3	1	2
English MA - Creative Writing	1	1	0	1	0
LHG - Liberal Studies Option A	1	0	1	1	0
LHG - Liberal Studies Option B	2	0	2	2	0
Liberal Studies	3	0	3	2	1
Linguistics	19	8	11	9	10
Linguistics Interdisciplinary	1	0	1	0	1
LKI - Track Undecided	1	0	1	1	0
LKP - Liberal Studies	2	0	2	2	0
Manufacturing Systems Engineer	6	6	0	5	1
Philosophy	1	0	1	0	1
Spanish Language and Culture	1	0	1	0	1
	<b>42</b>	<b>15</b>	<b>27</b>	<b>24</b>	<b>18</b>

## COLLEGE OF SCIENCE AND MATHEMATICS

72 Students - 16 Majors  
(3.10% of International Student Enrollment)

	Total	Graduate	Undergraduate	Female	Male
Applied Mathematical Sciences	3	0	3	1	2
Astrophysics	1	0	1	0	1
Biochemistry	7	1	6	4	3
Biology	12	3	9	6	6

Biotechnology	13	0	13	8	5
Cell and Molecular Biology BS	6	0	6	3	3
Chemistry	4	1	3	2	2
Ecology & Evolutionary Bio BS	1	0	1	1	0
Geology	2	1	1	1	1
Geophysics	1	0	1	0	1
Math - Applied Mathematics	8	8	0	6	2
Math - Statistics	2	0	2	0	2
Mathematics	2	0	2	0	2
Medical Technology	4	0	4	2	2
Microbiology	3	0	3	3	0
Physics	3	3	0	2	1
	<b>72</b>	<b>17</b>	<b>55</b>	<b>39</b>	<b>33</b>

**COLLEGE OF SOCIAL AND  
BEHAVIORAL SCIENCES**

**91 Students - 19 Majors  
(3.92% of International Student Enrollment)**

	<b>Total</b>	<b>Graduate</b>	<b>Undergraduate</b>	<b>Female</b>	<b>Male</b>
Clinical Psychology	1	1	0	1	0
Criminology - Criminal Justice	2	0	2	2	0
General Sociology	4	0	4	2	2
General-Experimental Psychology	1	1	0	1	0
Geography - Geographic Info Sc	6	0	6	1	5
History	3	0	3	1	2
Master of Social Work	1	1	0	1	0
Poli Sci - Law and Society	4	0	4	3	1
Poli Sci - Politics & Government	13	0	13	4	9
Poli Sci - Public Policy & Mgt	3	0	3	1	2
Political Science	2	2	0	2	0
Psychology	40	0	40	27	13
Psychology - Honors	3	0	3	3	0
Sociology	1	1	0	1	0
STAR Psychology	1	0	1	0	1
Urban Planning	1	1	0	1	0
Urban Studies and Planning	2	0	2	0	2
URBS - House, Comm, Econ Develop	1	0	1	1	0
URBS - Urban/Regional Planning	2	0	2	0	2
	<b>91</b>	<b>7</b>	<b>84</b>	<b>52</b>	<b>39</b>

<b>Total F &amp; J Enrolled Students</b>	<b>2321</b>	<b>415</b>	<b>1906</b>	<b>806</b>	<b>1515</b>
--	-------------	------------	-------------	------------	-------------

## BY TRANSFER - IN SCHOOL

New SEVIS Transfer - In Student	227	59.42%
New Non-SEVIS transfer-In student	155	40.58%
<b>Total new student for Fall 2016</b>	<b>382</b>	<b>100.00%</b>

## TRANSFER SCHOOL

89 Colleges/Universities - 227 Students  
(59.42% of new student for Fall 2016)

	Total	Graduate	Undergraduate
Adams College of English	1	1	0
American Language Institute - San Diego State University	1	0	1
Archdiocese of Los Angeles (St. Paul High School)	1	0	1
Arizona State University	2	1	1
Arkansas State University	1	0	1
Arkansas Tech University	1	1	0
Balboa City School	1	0	1
Bellevue College	1	0	1
Brevard College	1	0	1
Bunker Hill Community College, Charlestown Campus	1	0	1
California State University Fullerton	1	1	0
California State University Long Beach	1	0	1
Canada College	1	0	1
Chaffey College	2	0	2
Chapman University	1	0	1
Christ the King Regional High School	1	0	1
Citrus College	2	0	2
City College of San Francisco	1	0	1
Claremont Graduate University	1	1	0
Coast Community College	2	0	2
College of the Sequoias	1	0	1
Collin County Community College -Spring Creek Campus	1	0	1
CSU Northridge, Tseng College Ext.	41	4	37
De Anza College	5	0	5
East Los Angeles Community College	1	0	1
Eastern Illinois University	1	1	0
Edmonds Community College	2	0	2
ELS Language Centers/Santa Monica	1	0	1
Erie Community College, North Campus	1	0	1
Ezra University	1	0	1
Faith Christian High School	1	0	1
Faith Lutheran High School	1	0	1
Florida Atlantic University Boca Raton	1	1	0
Foothill College	1	0	1

Fullerton College	1	0	1
Galilee School of Theology	1	0	1
Gatewood School	1	0	1
Glendale Community College	10	1	9
Hawaii Tokai International College	1	0	1
Heritage Christian School	3	0	3
Highland Hall Waldorf School	1	0	1
Hillcrest Christian School	1	0	1
Houston Community College System	1	0	1
Irvine Valley College	4	0	4
Justin-Siena High School	1	0	1
Kernel University	1	0	1
Kingsborough Community College	1	0	1
Language Systems International, Downtown	2	1	1
Language Systems International, Torrance	1	1	0
Linfield Christian School	1	0	1
Long Beach City College	1	0	1
Los Angeles City College	5	0	5
Los Angeles Community College	1	0	1
Los Angeles Mission College	3	0	3
Los Angeles Pierce College	7	0	7
Los Angeles Valley College	2	0	2
Madison Area Technical College, Truax	1	0	1
Merced Community College	1	0	1
Michigan State University	1	0	1
MiraCosta Community College	1	0	1
Moorpark College	6	0	6
Mt. San Antonio Community College	1	0	1
Murray State University	1	0	1
Newton International College, Los Angeles	1	1	0
Northern Arizona University	1	0	1
Oakland University	1	0	1
Pacific International College	1	0	1
Palomar College	1	0	1
Pasadena City College	9	0	9
Portland Community College	1	0	1
Rio Hondo College	1	0	1
Sacred Hearts Academy	1	0	1
Santa Barbara City College	1	0	1
Santa Clarita Community College	3	0	3
Santa Monica College	41	1	40
Seattle Central College	1	0	1
Shoreline Community College	1	0	1

Southern States University	1	1	0
Southwestern Oregon Community College	1	0	1
State University of New York at Plattsburgh	2	0	2
Texas Wesleyan University	1	0	1
The Sagemont School	1	0	1
Tidewater Community College	1	0	1
University of California, Los Angeles	1	1	0
University of Central Florida	1	1	0
University of Southern California, International Academy	1	0	1
West Los Angeles College	6	0	6
Western Kentucky University	1	0	1
Woodbury University	1	0	1
	<b>227</b>	<b>19</b>	<b>208</b>

## **RESOURCES:**

- ❖ **Student and Exchange Information System (SEVIS)**
- ❖ **International and Exchange Student Center – Office Records**
- ❖ **California State University, Northridge / Institutional Research – Enrollment Roster for Fall 2016**
- ❖ **SEVIS List – Transfer-In international as of September 09, 2016**