

CALIFORNIA STATE UNIVERSITY, NORTHRIDGE

International and Exchange Student Center (IESC)

ENROLLMENT STATISTICS FOR INTERNATIONAL STUDENT – FALL 2014

F & J Students

By Class Level

Undergraduates

Freshman	549
Sophomore	324
Junior	505
Senior	<u>594</u>
Total:	1,972

Graduates

Total:	<u>525</u>
---------------	-------------------

By Gender

Male	1,682
Female	<u>815</u>
Total:	2,497

By Visa Type (F & J)

F-1	2,470
J-1	<u>27</u>
Total:	2,497

Students under CSUN's SEVIS Program

Total F & J Enrolled Students 2,497

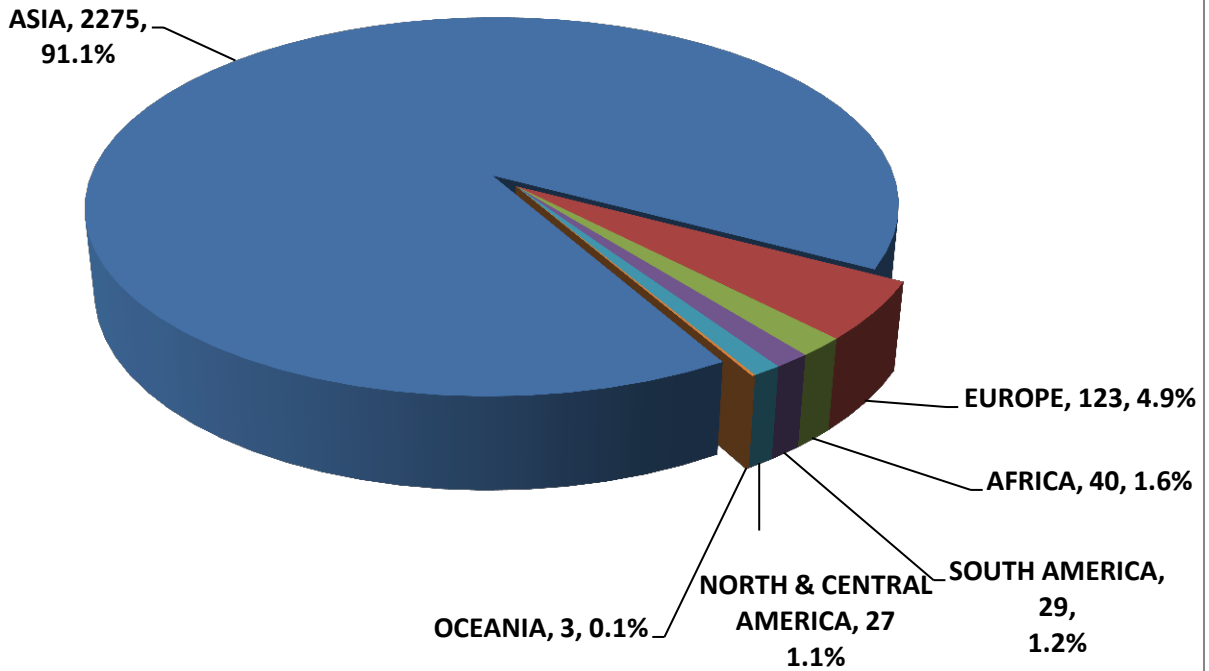
F Students engaged in Practical Training (OPT) 317

Student on Leave of Absence (LOA) 17

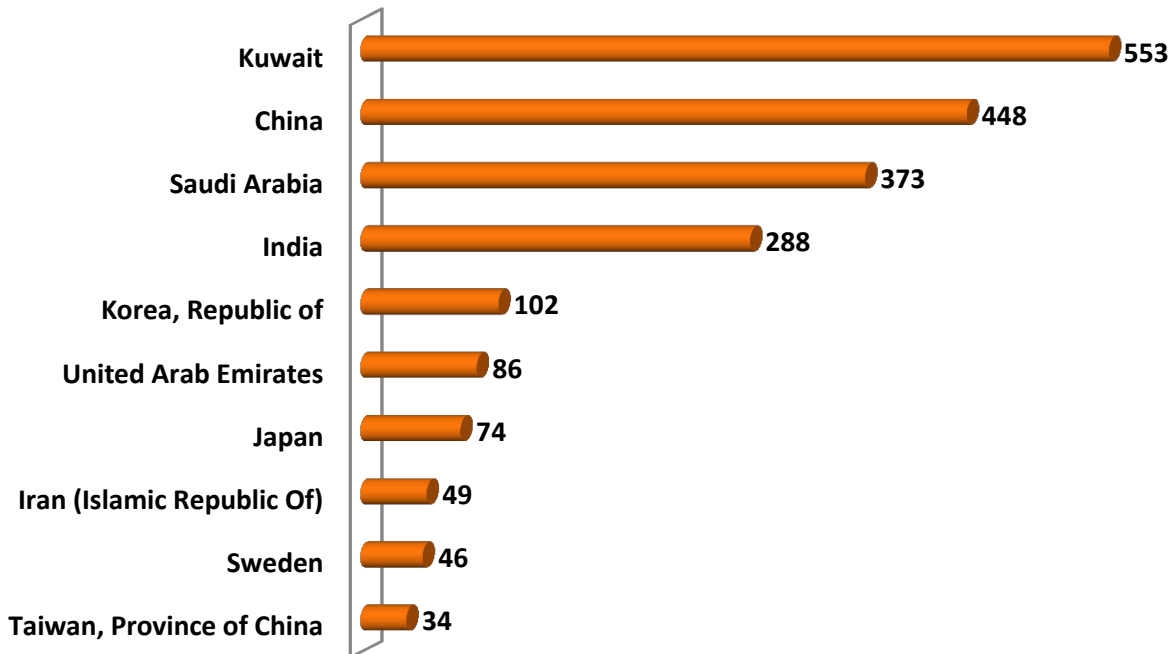
GRAND TOTAL: 2,831

*Grand total (included **31** continuing non-enrolled students, **66** students with OPT completion pending & **(1)** F1 student studying abroad) **2,929**

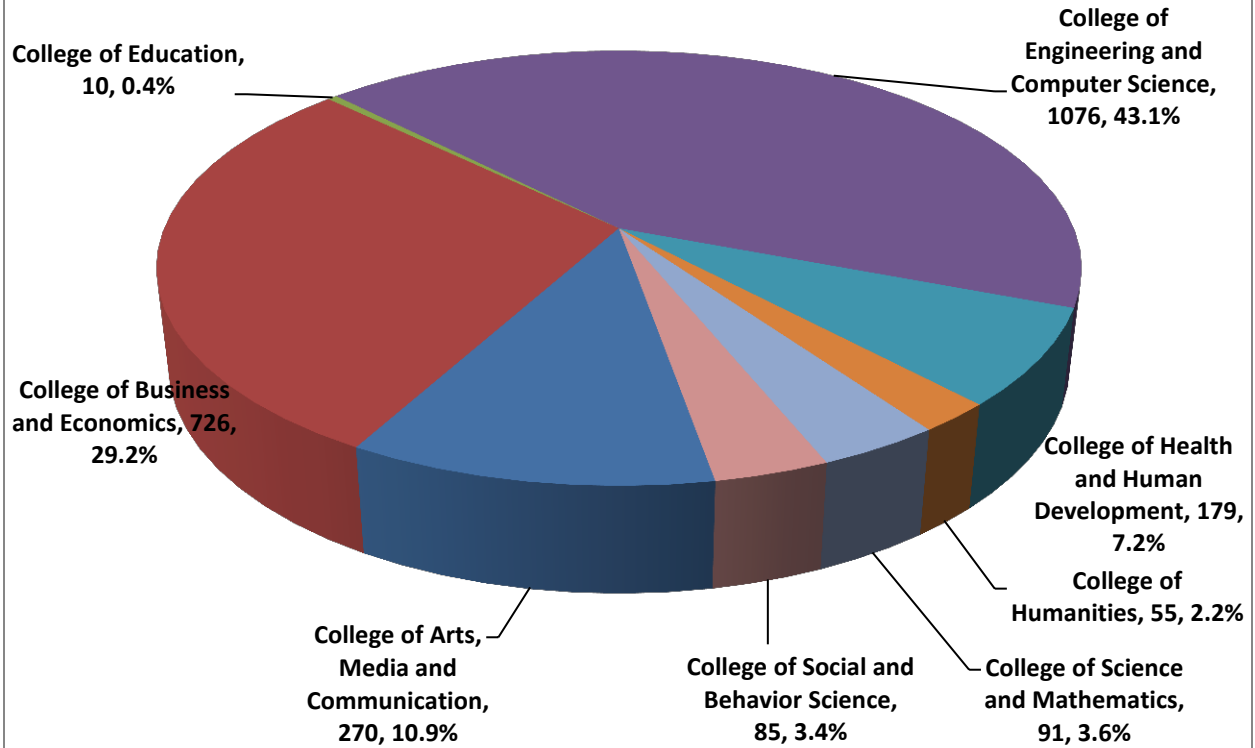
BREAKDOWN BY REGION - FALL 2014



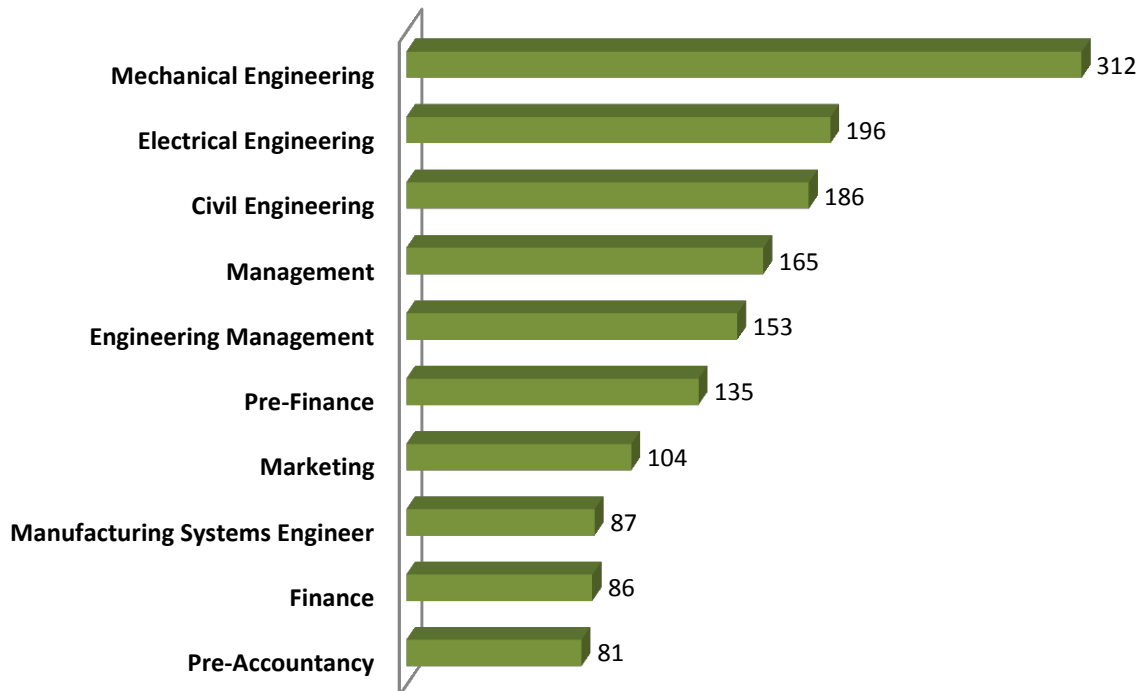
TOP 10 COUNTRIES - FALL 2014



BREAKDOWN BY COLLEGE - FALL 2014



TOP 10 MAJOR - FALL 2014



BY REGION / COUNTRY

AFRICA					
40 students - 13 countries (1.6% of International Student Enrollment)					
	Total	Graduate	Undergraduate	Female	Male
Algeria	1	1	0	0	1
Angola	2	0	2	0	2
Cameroon	2	0	2	1	1
Cote D'Ivoire	1	0	1	1	0
Egypt	3	0	3	1	2
Kenya	1	1	0	0	1
Libyan Arab Jamahiriya	2	0	2	0	2
Morocco	6	1	5	2	4
Nigeria	16	4	12	5	11
South Africa	2	0	2	1	1
Sudan	1	0	1	0	1
Tunisia	2	0	2	2	0
Uganda	1	0	1	0	1
	40	7	33	13	27

ASIA					
2,275 students - 40 countries (91.1% of International Student Enrollment)					
	Total	Graduate	Undergraduate	Female	Male
Armenia	2	1	1	1	1
Azerbaijan	1	0	1	1	0
Bahrain	2	0	2	1	1
Bangladesh	6	1	5	2	4
Brunei Darussalam	1	0	1	1	0
Cambodia	2	0	2	1	1
China	448	84	364	255	193
Hong Kong	26	2	24	13	13
India	288	263	25	59	229
Indonesia	26	0	26	11	15
Iran (Islamic Republic Of)	49	35	14	21	28
Israel	8	1	7	3	5
Japan	74	9	65	38	36
Jordan	2	0	2	1	1
Kazakhstan	11	0	11	6	5
Korea, Republic of	102	14	88	54	48
Kuwait	553	2	551	83	470
Lebanon	8	2	6	2	6
Macao	1	0	1	1	0
Malaysia	7	1	6	6	1

Mongolia	12	0	12	10	2
Myanmar	1	0	1	0	1
Nepal	2	0	2	1	1
Niger	1	0	1	0	1
Oman	12	0	12	3	9
Pakistan	3	2	1	0	3
Philippines	10	3	7	9	1
Qatar	17	0	17	0	17
Russian Federation	17	1	16	13	4
Saudi Arabia	373	39	334	50	323
Singapore	4	1	3	1	3
Sri Lanka	14	3	11	3	11
Syrian Arab Republic	1	0	1	1	0
Taiwan, Province of China	34	11	23	20	14
Tajikistan	1	0	1	0	1
Thailand	18	10	8	7	11
Turkey	19	4	15	7	12
United Arab Emirates	86	1	85	4	82
Viet Nam	32	4	28	14	18
Yemen	1	0	1		1
	2275	494	1781	703	1572

EUROPE	123 students - 22 countries (4.9% of International Student Enrollment)				
	Total	Graduate	Undergraduate	Female	Male
Belarus	1	0	1	0	1
Bosnia and Herzegovina	1	0	1	0	1
Bulgaria	3	1	2	2	1
Cyprus	1	0	1	0	1
Denmark	5	2	3	3	2
Finland	1	0	1	1	0
France	21	0	21	14	7
Germany	11	2	9	5	6
Greece	2	1	1	0	2
Hungary	1	1	0	1	0
Ireland	1	0	1	1	0
Italy	1	0	1	0	1
Netherlands	1	0	1	0	1
Norway	8	1	7	4	4
Poland	1	0	1	1	0
Portugal	2	0	2	1	1
Romania	1	1	0	1	0
Serbia	1	0	1	1	0
Spain	3	1	2	2	1

Sweden	46	1	45	30	16
Switzerland	3	2	1	2	1
United Kingdom	8	2	6	3	5
	123	15	108	72	51

NORTH & CENTRAL AMERICA		27 students - 5 countries (1.1% of International Student Enrollment)				
	Total	Graduate	Undergraduate	Female	Male	
Canada	17	2	15	11	6	
Guatemala	2	0	2	1	1	
Jamaica	1	0	1	0	1	
Mexico	6	1	5	1	5	
Saint Lucia	1	1	0	0	1	
	27	4	23	13	14	

OCEANIA		3 students - 2 countries (0.1% of International Student Enrollment)				
	Total	Graduate	Undergraduate	Female	Male	
Australia	2	1	1	1	1	
New Zealand	1	0	1	0	1	
	3	1	2	1	2	

SOUTH AMERICA		29 students - 9 countries (1.2% of International Student Enrollment)				
	Total	Graduate	Undergraduate	Female	Male	
Argentina	1	0	1	1	0	
Bolivia	1	0	1	0	1	
Brazil	17	3	14	7	10	
Chile	1	0	1	0	1	
Colombia	2	1	1	1	1	
Ecuador	1	0	1	0	1	
Paraguay	2	0	2	2	0	
Peru	1	0	1	0	1	
Venezuela	3	0	3	2	1	
	29	4	25	13	16	

Grand Total	2497	525	1972	815	1682
--------------------	-------------	------------	-------------	------------	-------------

BY COLLEGE / MAJOR

COLLEGE OF ARTS, MEDIA AND COMMUNICATION		271 Students - 31 Majors (10.9% of International Student Enrollment)				
	Total	Graduate	Undergraduate	Female	Male	
Art	31	1	30	16	15	
Communication Studies	63	6	57	44	19	
CTVA - Electronic Media Mgmt	12	0	12	6	6	
CTVA - Multimedia Production	9	0	9	5	4	
CTVA - Provisional Film	15	1	14	8	7	
CTVA - Screenwriting	5	0	5	3	2	
CTVA - Theory and Criticism	1	0	1	1	0	
CTVA - TV Production	30	0	30	16	14	
CTVA with Emphasis in Film	11	1	10	7	4	
Journalism	11	0	11	4	7	
Journalism - Broadcast	2	0	2	2	0	
Journalism - General Emphasis	6	0	6	4	2	
Journalism - Magazine	3	0	3	3	0	
Journalism - Public Relations	6	0	6	3	3	
Mass Communication/Journalism	6	6	0	4	2	
MFA - Visual Arts	3	3	0	3	0	
Music	11	1	10	8	3	
Music Collab Piano Perform	1	1	0	1	0	
Music Commercial/Media Writing	5	1	4	1	4	
Music Composition	2	2	0	1	1	
Music Jazz Studies	2	0	2	0	2	
Music Keyboard/Piano Performnc	2	0	2	2	0	
Music Perform - Woodwind/Brass	1	1	0	0	1	
Music Performance - Piano	7	7	0	6	1	
Music Performance - String	1	1	0	1	0	
Music Performance - Vocal	5	5	0	4	1	
Music Strings/Orchestral	1	0	1	1	0	
Music/Music Industry Option	5	1	4	2	3	
Music/Vocal Arts	1	0	1	1	0	
Screenwriting	3	3	0	2	1	
Theatre	10	1	9	6	4	
	271	42	229	165	106	

COLLEGE OF BUSINESS AND ECONOMICS		730 Students - 27 Majors (29.2% of International Student Enrollment)				
	Total	Graduate	Undergraduate	Female	Male	
Accountancy - Info Systems	1	1	0	1	0	
Accountancy - Professional	17	6	11	10	7	
Business Administration - MBA	1	1	0	1	0	

Business Law	8	0	8	1	7
Economics	45	0	45	16	29
Finance	86	0	86	26	60
Global Supply Chain Management	22	0	22	9	13
Information Sys - Business	23	0	23	5	18
Information Sys - Info Tech	2	0	2	1	1
Insurance - Financial Services	3	0	3	1	2
Management	165	0	165	63	102
Marketing	104	0	104	44	60
MBA - Accounting	2	2	0	2	0
MBA - Finance	3	3	0	0	3
MBA - International Business	1	1	0	1	0
MBA - Management	1	1	0	1	0
MBA - Marketing	1	1	0	0	1
MBA - System Operation Mgmt	1	1	0	0	1
Pre-Accountancy	81	0	81	36	45
Pre-Finance	135	0	135	20	115
Pre-Insurance/Fin Services	8	0	8	0	8
Real Estate	7	0	7	2	5
STAR Finance	1	0	1	1	0
STAR Management	1	0	1	0	1
STAR Marketing	2	0	2	1	1
STAR Real Estate	1	0	1	0	1
Systems/Operations Management	8	0	8	4	4
	730	17	713	246	484

COLLEGE OF EDUCATION		10 Students - 7 Majors (0.4% of International Student Enrollment)				
	Total	Graduate	Undergraduate	Female	Male	
Deaf and Hard of Hearing	1	1	0	1	0	
Deaf Studies	1	0	1	1	0	
Development, Learning, Instructn	2	2	0	2	0	
Early Childhood Education	1	1	0	1	0	
Educational Administration	2	2	0	2	0	
Educational Therapy	1	1	0	1	0	
Marriage and Family Therapy	2	2	0	2	0	
	10	9	1	10	0	

COLLEGE OF ENGINEERING AND COMPUTER SCIENCE		1076 Students - 13 Majors (43.1% of International Student Enrollment)				
	Total	Graduate	Undergraduate	Female	Male	
Civil Engineering	186	0	186	46	140	
Computer Engineering	58	8	50	4	54	
Computer Information Tech	23	2	21	3	20	

Computer Science	12	7	5	2	10
Construction Management Tech	4	0	4	0	4
Electrical Engineering	196	97	99	25	171
Engineering Management	153	140	13	38	115
Manufacturing Systems Engineer	87	29	58	6	81
Materials Engineering	7	7	0	1	6
Mechanical Engineering	312	49	263	16	296
Pre-Computer Science	20	1	19	1	19
Software Engineering	3	3	0	1	2
Structural Engineering	15	15	0	2	13
	1076	358	718	145	931

COLLEGE OF HEALTH AND HUMAN DEVELOPMENT		179 Students - 31 Majors (7.2% of International Student Enrollment)			
	Total	Graduate	Undergraduate	Female	Male
Adapted Physical Activity	4	4	0	3	1
Athletic Training	2	0	2	1	1
Biomechanics	1	1	0	0	1
CADV - Applied Develop Science	2	0	2	2	0
CADV - Early Childhood Develop	4	0	4	4	0
Cd Speech and Language Pathlgy	2	0	2	2	0
Child and Adolescent Developmt	2	0	2	2	0
Communicative Disorders	6	5	1	6	0
Environmntl/Occupationl Health	5	2	3	2	3
FCS/Apparel Design/Production	6	0	6	6	0
FCS/Apparel Merchandising	10	2	8	10	0
FCS/Consumer Affairs	5	3	2	3	2
FCS/Education	1	0	1	1	0
FCS/Family Studies	2	2	0	2	0
FCS/Food Science & Admin	3	0	3	2	1
FCS/Interior Design	17	5	12	13	4
FCS/Nutrition and Dietetics	21	11	10	17	4
Health Administration	19	4	15	15	4
Kinesiology	5	2	3	0	5
Kinesiology Applied Fitness	5	0	5	2	3
Kinesiology Dance	1	0	1	1	0
Kinesiology Exercise Science	6	0	6	3	3
Kinesiology Physical Education	3	0	3	0	3
Nursing	6	2	4	5	1
Public Health	6	2	4	6	0
Radiologic Sciences	7	0	7	5	2
THRM - Hospitality/Travel/Tour	8	8	0	5	3
THRM - Rec Spt Mgmt / Rec Mgmt	2	2	0	2	0
THRM - Recreational Sport Mgmt	1	1	0	0	1

THRM - Tour, Hosp, & Trav Mgmt	3	3	0	3	0
Tourism, Hospitality, Rec Mgmt	14	0	14	14	0
	179	59	120	137	42

COLLEGE OF HUMANITIES		55 Students - 14 Majors (2.2% of International Student Enrollment)				
	Total	Graduate	Undergraduate	Female	Male	
Liberal Studies	11	0	11	7	4	
English - Creative Writing	3	0	3	2	1	
English - Literature	2	0	2	1	1	
Humanities	1	0	1	0	1	
Languages/Cultures - Japanese	2	0	2	2	0	
LHP - Literacy	1	0	1	1	0	
Linguistics	22	8	14	9	13	
Linguistics Concentration Opt	1	0	1	1	0	
Linguistics Interdisciplinary	4	0	4	2	2	
LKI - Track A - Humanities	1	0	1	1	0	
LKI - Track B - Human Rights	1	0	1	0	1	
LKI - Track Undecided	2	0	2	0	2	
LKP - Liberal Studies	1	0	1	1	0	
Teaching English Second Lang	3	3	0	3	0	
	55	11	44	30	25	

COLLEGE OF SCIENCE AND MATHEMATICS		91 Students - 17 Majors (3.6% of International Student Enrollment)				
	Total	Graduate	Undergraduate	Female	Male	
Applied Mathematical Sciences	5	0	5	1	4	
Astrophysics	1	0	1	0	1	
Biochemistry	3	0	3	2	1	
Biology	20	4	16	10	10	
Biotechnology/Med Tech	21	0	21	13	8	
Cell and Molecular Biology BS	8	0	8	2	6	
Chemistry	6	1	5	2	4	
Environmental Biology BS	1	0	1	1	0	
Geology	1	0	1	0	1	
Geology - Geophysics	2	2	0	0	2	
Geophysics	1	0	1	0	1	
Math - Applied Mathematics	8	8	0	4	4	
Math - Statistics	1	0	1	0	1	
Mathematics	5	2	3	1	4	
Medical Technology	3	0	3	1	2	
Microbiology	3	0	3	1	2	
Physics	2	2	0	1	1	
	91	19	72	39	52	

**COLLEGE OF SOCIAL AND
BEHAVIORAL SCIENCES**

**85 Students - 16 Majors
(3.4% of International Student Enrollment)**

	Total	Graduate	Undergraduate	Female	Male
Anthropology	1	0	1	0	1
Criminology - Criminal Justice	4	0	4	2	2
General Sociology	5	1	4	4	1
Geography - Geographic Info Sc	6	1	5	0	6
Geography - Standard Program	2	1	1	1	1
History	1	1	0	1	0
Master of Social Work	2	2	0	2	0
Poli Sci - Law and Society	5	0	5	3	2
Poli Sci - Politics & Gov	10	0	10	2	8
Political Science	5	3	2	3	2
Psychology	36	1	35	21	15
Soc Welfare and Soc Justice	1	0	1	0	1
Sociology - Work and Society	1	0	1	0	1
STAR Psychology	1	0	1	1	0
Urban Studies and Planning	4	0	4	2	2
URBS - Urban/Regional Planning	1	0	1	0	1
	85	10	75	42	43

Grand Total

2497

525

1972

814

1683

BY TRANSFER - IN SCHOOL

New SEVIS transfer Student	422	64.14%
New Non-SEVIS transfer student	236	35.86%
Total new student for Fall 2014	658	

TRANSFER SCHOOL

140 Colleges/Universities – 422 students
(64.14% of new student for Fall 2014)

	Total	Graduate	Undergraduate
Acaciawood School	1	0	1
Academy of Art University	1	1	0
ADVANCED COMPUTING INSTITUTE, INC	1	1	0
Agape Christian University	1	1	0
American Language Institute	10	1	9
Antelope Valley College	1	1	0
Archdiocese of Los Angeles	2	0	2
Arizona State University	4	0	4
Arizona State University - AECF	3	0	3
Associates in Cultural Exchange	1	0	1
Ball State University	1	0	1
Bellevue College	1	0	1
Boise State University	2	0	2
Boston University	1	0	1
Butte-Glenn Community College District	1	0	1
California College of Communications	1	1	0
California State Polytechnic University Pomona	20	0	20
California State University	3	0	3
California State University - Humboldt State University	1	0	1
California State University Fullerton	14	0	14
California State University, East Bay	1	0	1
California State University, Fresno	2	0	2
CALIFORNIA STATE UNIVERSITY, LOS ANGELES	1	0	1
California State University, Northridge Exl	70	16	54
CERRITOS COLLEGE	2	1	1
Citrus College	4	0	4
City College of San Francisco	1	0	1
Clark College	1	0	1
Colorado School of English	1	0	1
Colorado State University	4	0	4
Columbia West College	1	1	0
DeVry University	3	1	2
Diocese of Monterey Ed.and Welfare Corp (Roman Catholic)	1	0	1
Drexel University	1	0	1
East Los Angeles Community College	1	0	1
Eastern Kentucky University	2	0	2
Eastern Washington University	1	0	1

EC Boston	1	0	1
EF International Academy	1	0	1
El Camino Real Charter High School	1	0	1
ELS Language Centers/Santa Barbara	2	0	2
Fairleigh Dickinson University	1	1	0
Florida Institute of Technology	1	0	1
Florida International University	2	0	2
FLS International - Cookeville	1	0	1
Foothill College	1	0	1
Georgia Institute of Technology	1	0	1
Glendale Community College	5	0	5
Green River Community College	2	0	2
Grossmont College	3	0	3
Highline Community College	3	0	3
Hillcrest Christian School	3	0	3
Houston Community College System	1	0	1
Idaho State University	5	0	5
INTERLINK Language Center/Valparaiso University	1	0	1
International Technological University	1	1	0
International University and Theological Seminary	1	0	1
Inter nexus English Language Study Center	1	0	1
Irvine Valley College	1	0	1
Kaplan International Centers	2	2	0
Kaplan Test Prep, a division of Kaplan, Inc.	1	1	0
Los Angeles City College	4	0	4
Los Angeles Community College District	6	0	6
Los Angeles Mission College	9	0	9
Los Angeles ORT College	1	0	1
Los Angeles Pierce College	6	0	6
Marietta College	2	0	2
Maur Hill - Mount Academy	1	0	1
Merced Community College District	2	0	2
Montana State University - Bozeman	1	0	1
Moorpark College	1	0	1
Mt. San Antonio Community College District	2	0	2
Murray State University	1	1	0
New Mexico State University	2	0	2
New York Institute of Technology	1	1	0
Newbury Park Adventist Academy	2	0	2
Niagara University	1	0	1
Nobel University	1	0	1
NORTHERN OKLAHOMA COLLEGE	1	0	1
Northern Virginia Community College	2	0	2
Oregon University System-Oregon State University	1	0	1
Pacific International College	1	1	0

Pacific States University	1	1	0
Palomar College	2	0	2
Pasadena City College	6	0	6
Pepperdine University	1	1	0
Portland State University	4	0	4
Prodee University	1	1	0
Rancho Santiago Community College District	1	0	1
Renaissance Academy	1	0	1
Riverside Community College District	3	0	3
Rosemead College of English	1	1	0
Saddleback College	1	0	1
Saddleback Valley Christian Schools	1	0	1
Santa Barbara City College District	3	0	3
Santa Clarita Community College District	5	0	5
Santa Monica College	47	2	45
Seattle Central College	3	0	3
Shelton State Community College	1	0	1
Sierra Canyon School	1	0	1
Skagit Valley College	1	0	1
State University of New York at New Paltz	1	1	0
Temple University--A Commonwealth University	5	0	5
Texas A&M University-Kingsville	1	1	0
Texas Tech University	1	0	1
The American Language Kollege, Inc.	1	0	1
The City University of New York	1	0	1
The Fashion Institute of Design & Merchandising (FIDM)	1	1	0
The University of Michigan-Dearborn	1	1	0
Toledo Christian Schools, Inc.	1	0	1
Tyler Junior College	1	0	1
UCLA-Extension	1	0	1
University of Arkansas	1	1	0
University of California, Irvine, Extension	10	0	10
University of California, Los Angeles	1	1	0
University of California, San Diego, Extension	4	0	4
University of Central Florida	6	0	6
University of Colorado Boulder	2	0	2
University of Denver	1	0	1
University of Florida	2	0	2
University of Hartford	1	0	1
University of North Carolina at Charlotte	1	0	1
University of North Florida	1	0	1
University of Oklahoma	1	0	1
University of Pennsylvania	5	0	5
University of South Florida	3	0	3
University of Southern California	6	0	6

University of Texas at San Antonio	5	0	5
University of the Cumberland	1	1	0
University of the West	1	0	1
University of Utah, English Language Institute	1	0	1
Ventura County Community College District	1	0	1
Walter Jay M.D. Institute an Educational Center	1	0	1
Washington State University	3	0	3
Western Kentucky University	1	0	1
WESTERN MICHIGAN UNIVERSITY	3	3	0
Whittier Christian High School Association	1	0	1
Woodbury University	1	1	0
Wright State University	1	0	1
Yuin University	1	1	0
Grand Total	422	51	371

RESOURCES:

- ❖ Student and Exchange Information System (SEVIS)
- ❖ International and Exchange Student Center – Office Records
- ❖ California State University, Northridge / Institutional Research – Enrollment Roster for Fall 2014
- ❖ SEVIS List – Transfer-In international as of August 29, 2014