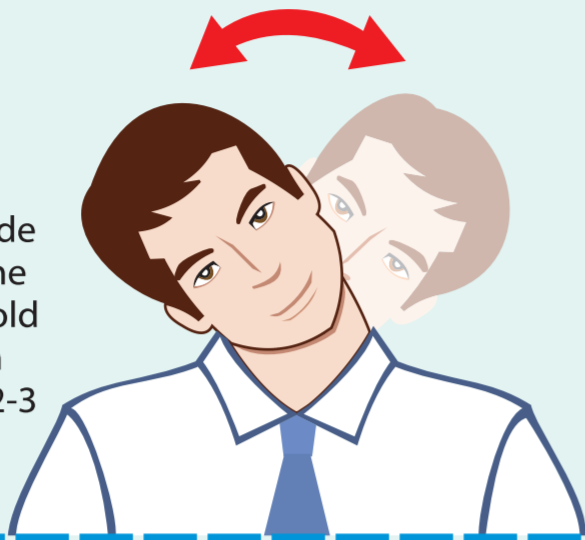


Stretching

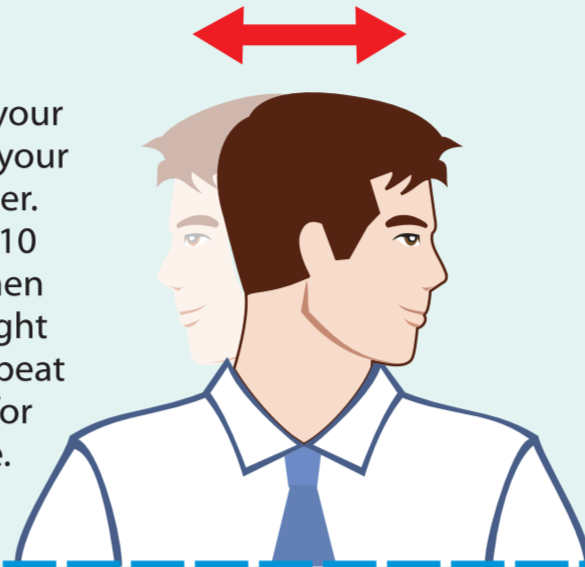
Take a few minutes to do these stretches and your whole body will feel better

Neck

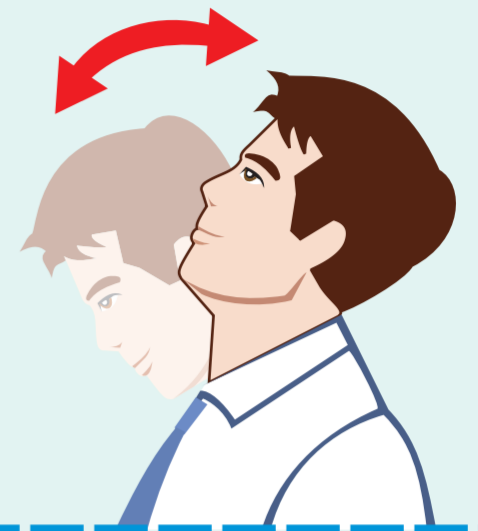
Slowly tilt head to left side to stretch muscles on the right side of the neck. Hold for 5-10 seconds. Then switch to right side. Do 2-3 times to each side.



Slowly turn your chin toward your left shoulder. Hold for 5-10 seconds. Then switch to right shoulder. Repeat 2-3 times for each side.

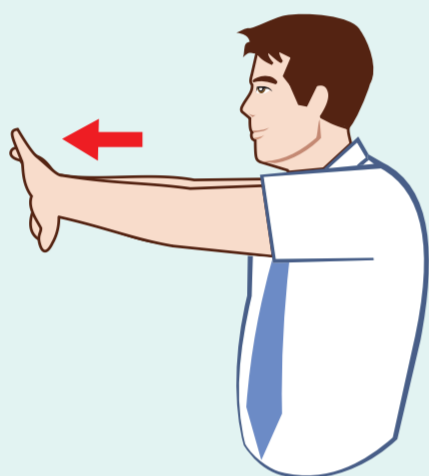


Gently tilt your head forward to stretch the back of the neck your left shoulder. Hold for 5-10 seconds. Then tilt upward and hold 5-10 seconds. Repeat 2-3 times.



Shoulders

Interlock fingers, then straighten arms out in front of you, palms facing away from you. Hold for 10-15 seconds. Do 2-3 times.



Interlock fingers behind your back, palms facing upwards. Gently straighten elbows while reaching up and back. Hold for 10-15 seconds. Repeat 2-3 times.



Hold right elbow with left hand, then gently pull elbow behind head until an easy tension-stretch is felt. Hold for 10-15 seconds. Repeat for other side.



Grab under your right upper arm and pull the arm at shoulder height across your chest. Hold for 10-15 seconds. Repeat for other shoulder.



Back

Place your palms on lower back and gently stick out your chest while tipping head back. Hold for 10-15 seconds. Repeat twice.



Cross one leg over the other. Twist at waist and grab the backside of the chair where seated. As you do this, look over your shoulder to get the stretch feeling. Hold for 10-15 seconds. Repeat for other side.



Bend forward and hold for 10 seconds. Raise up slowly and hold for 10 seconds.

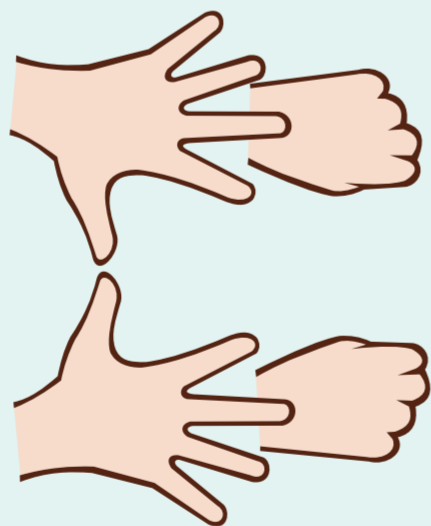


Bend to one side and hold for 10 seconds. Repeat on other side.



Hands

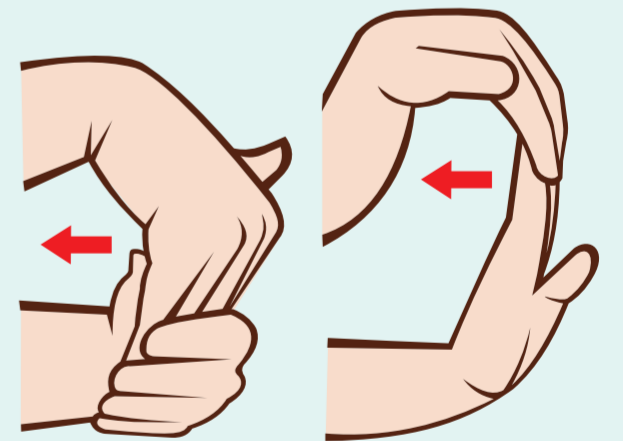
Stretch fingers open, hold for 5 seconds. Then make a fist and hold for 5 seconds. Repeat 2-3 times.



Roll your both wrists clockwise then counter clockwise. Do 10 times for each direction.



Straighten your right arm with the fingers facing down. Then, use your left hand to gently pull back your right hand fingers until you feel an easy stretch. Hold for 5-10 seconds. Release. Repeat with fingers facing up. After that, switch to the other hand.



Legs

In a seated position with back supported, slowly pull one knee up towards your chest. Hold for 10-15 seconds. Then repeat for other leg.



Support yourself with left hand on a wall / table / chair. Grasp left foot with right hand and gently pull heel towards buttock. Hold for 15-20 seconds. Repeat for the other side.



Place one foot on a stable chair or similar height surface. Whilst keeping leg and back straight and pelvis square, lean forwards towards your foot until you feel a stretch in the back of your thigh. Hold for 10-15 seconds. Repeat for other leg.

