

CSUN BRIDGE TO THE FUTURE¹

COHORT #3 PROGRESS REPORT

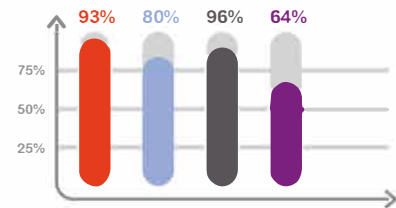
SPRING 2021

NUMBER OF STUDENTS ENROLLED BY COLLEGE



CHARACTERISTICS OF BRIDGE TO THE FUTURE STUDENTS

- 92% Historically Underserved²
- 80% Attaining Junior Class Standing³
- 96% First Generation
- 64% Female Identifying



AVERAGE SCHOLAR GPA




- OVERALL SCHOLAR GPA AT CSUN
- AVERAGE SCHOLAR GPA, S21

SCHOLAR ACCOMPLISHMENTS

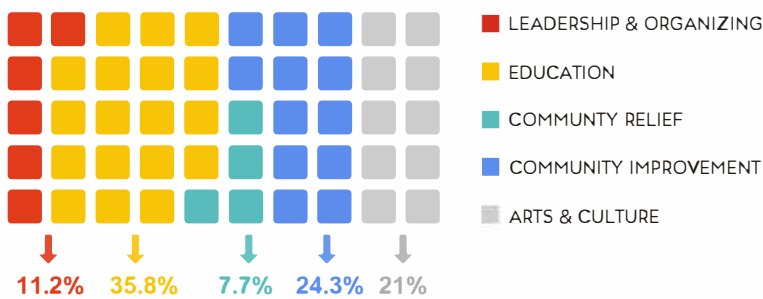
Number of Students⁴ Retained at CSUN: 26

Average Number of Spring '21 Units Completed: 14

Average Number of Total Units Completed⁵: 69



COMMUNITY SERVICE



TOTAL NUMBER OF COMMUNITY SERVICE HOURS COMPLETED



1 Bridge to the Future is a student success initiative coordinated by the CSUN Institute for Community Health and Wellbeing.
 2 88% Latinx, 4% African American, 4% Persian, 4% White.
 3 Indicates 20 juniors and 5 sophomores; 1 student on leave during this reporting period.

4 28 students were initially enrolled: 1 has left CSUN and 1 has left the B2F program. One student was on leave during this reporting period.
 5 Includes transfer units from other institutions.