

# **CSUN Follow-Up Project**

**College of Social & Behavioral  
Sciences:**

**Undergraduate Programs**

**Bachelors in Urban Studies**

## **CSUN Follow-Up Groups: Descriptions**

**Success Stories:** Students who entered CSUN in 1995-2005 as Freshmen or Transfers who graduated from CSUN with Bachelor's degrees only.

**Problem Children:** Students who entered CSUN in 1995-2005 as Freshmen or Transfers who dropped out of CSUN and did *not* complete degrees elsewhere.

**Stars:** Students who entered CSUN in 1995-2005 as Freshmen or Transfers, completed Bachelor's degrees at CSUN *or* elsewhere, *and* completed a Graduate degree elsewhere.

**Other People's Children:** Students who entered CSUN in 1995-2005 as Freshmen or Transfers, left CSUN before completing a degree, and earned Bachelor's degrees elsewhere.

---

### **Notes**

1. Earnings are adjusted to 2012 Dollars.
2. Earnings are reported for California workers whose earnings are covered by Unemployment Insurance at 2, 5 and 10 years after education exit.
3. Individuals are included in each time period if they have *no more than* two (2) consecutive quarters without earnings in that time period.

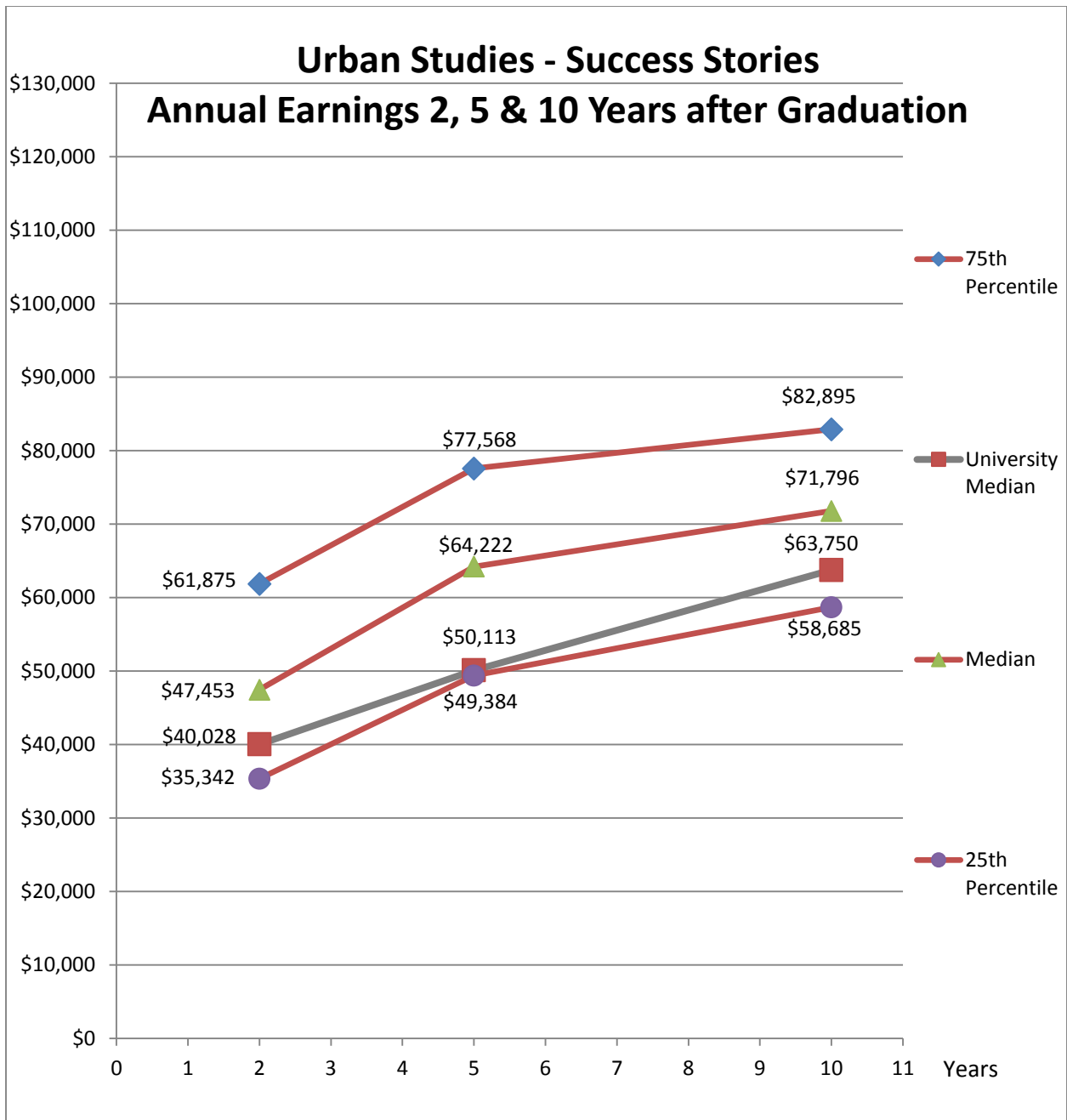
# Social & Behavioral Sciences

## Bachelors in Urban Studies

<b>2 years after education exit</b>					
Path	Average	Median	Number of students found	Potential number of students to find	Percentage of students found
Success Stories	\$47,989	\$47,453	120	164	73%
Problem Children	\$38,478	\$29,001	22	32	69%
Stars	\$62,187	\$66,784	12	17	71%
Other People's Children	Too little or no information.				

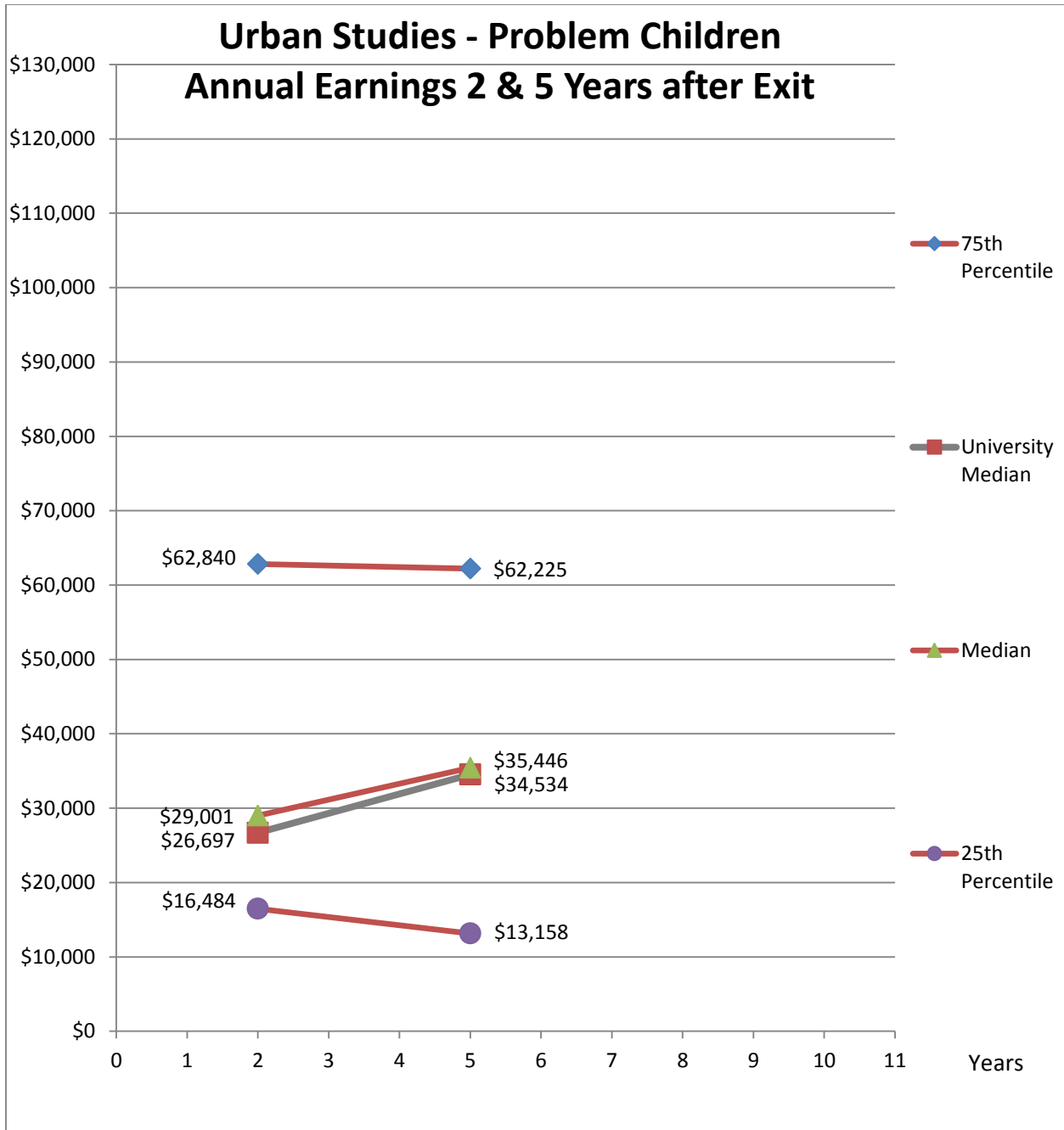
<b>5 years after education exit</b>					
Path	Average	Median	Number of students found	Potential number of students to find	Percentage of students found
Success Stories	\$62,603	\$64,222	88	130	68%
Problem Children	\$45,391	\$35,446	14	26	54%
Stars	\$80,033	\$81,282	9	11	82%
Other People's Children	Too little or no information.				

<b>10 years after education exit</b>					
Path	Average	Median	Number of students found	Potential number of students to find	Percentage of students found
Success Stories	\$68,828	\$71,796	32	45	71%
Problem Children	Too little or no information.				
Stars	Too little or no information.				
Other People's Children	Too little or no information.				



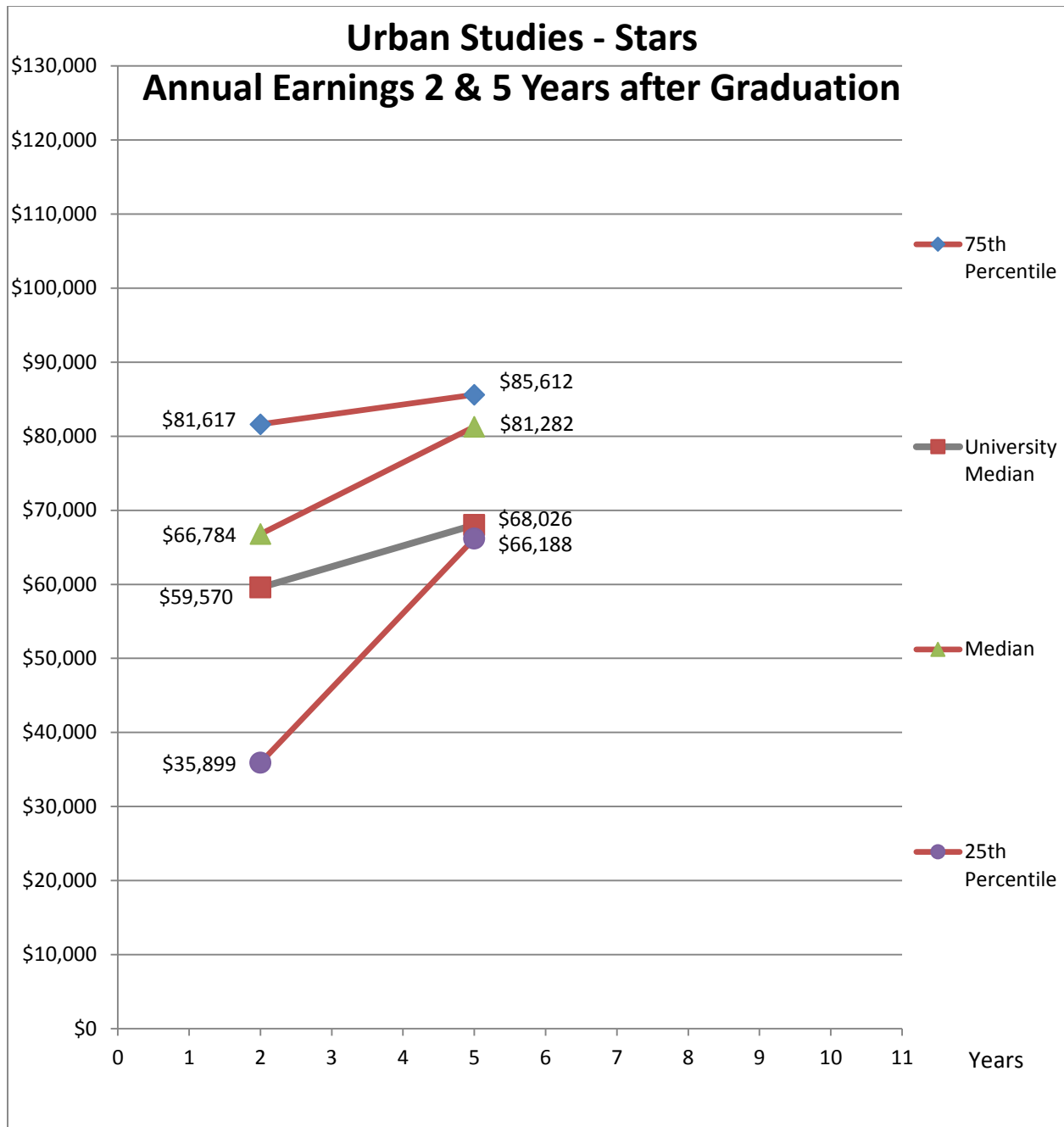
Year 2	Year 5	Year 10
Number found = 120/164	Number found = 88/130	Number found = 32/45
Percentage found = 73%	Percentage found = 68%	Percentage found = 71%

- Earnings are adjusted to 2012 Dollars.
- Success Stories: Students who entered CSUN in 1995-2005 as Freshmen or Transfers who graduated from CSUN with Bachelor's degrees only.
- Earnings are reported for California workers whose earnings are covered by Unemployment Insurance at 2, 5 and 10 years after education exit.
- Individuals are included in each time period if they have no more than two (2) consecutive quarters without earnings in that time period.



<p><b>Year 2</b> Number found = 22/32 Percentage found = 69%</p>	<p><b>Year 5</b> Number found = 14/26 Percentage found = 54%</p>
--	--

1. Earnings are adjusted to 2012 Dollars.
2. Problem Children: Students who entered CSUN in 1995-2005 as Freshmen or Transfers who dropped out of CSUN and did not complete degrees elsewhere.
3. Earnings are reported for California workers whose earnings are covered by Unemployment Insurance at 2, 5 and 10 years after education exit.
4. Individuals are included in each time period if they have no more than two (2) consecutive quarters without earnings in that time period.



<p><b>Year 2</b>          Number found = 12/17          Percentage found = 71%</p>	<p><b>Year 5</b>          Number found = 9/11          Percentage found = 82%</p>
--	---

1. Earnings are adjusted to 2012 Dollars.
2. Stars: Students who entered CSUN in 1995-2005 as Freshmen or Transfers, completed Bachelor's degrees at CSUN or elsewhere, and completed a Graduate degree elsewhere.
3. Earnings are reported for California workers whose earnings are covered by Unemployment Insurance at 2, 5 and 10 years after education exit.
4. Individuals are included in each time period if they have no more than two (2) consecutive quarters without earnings in that time period.