

CSUN Follow-Up Project

**Mike Curb College of Arts,
Media & Communication:
Undergraduate Programs
Bachelors in Theatre Arts**

CSUN Follow-Up Groups: Descriptions

Success Stories: Students who entered CSUN in 1995-2005 as Freshmen or Transfers who graduated from CSUN with Bachelor's degrees only.

Problem Children: Students who entered CSUN in 1995-2005 as Freshmen or Transfers who dropped out of CSUN and did *not* complete degrees elsewhere.

Stars: Students who entered CSUN in 1995-2005 as Freshmen or Transfers, completed Bachelor's degrees at CSUN *or* elsewhere, *and* completed a Graduate degree elsewhere.

Other People's Children: Students who entered CSUN in 1995-2005 as Freshmen or Transfers, left CSUN before completing a degree, and earned Bachelor's degrees elsewhere.

Notes

1. Earnings are adjusted to 2012 Dollars.
2. Earnings are reported for California workers whose earnings are covered by Unemployment Insurance at 2, 5 and 10 years after education exit.
3. Individuals are included in each time period if they have *no more than* two (2) consecutive quarters without earnings in that time period.

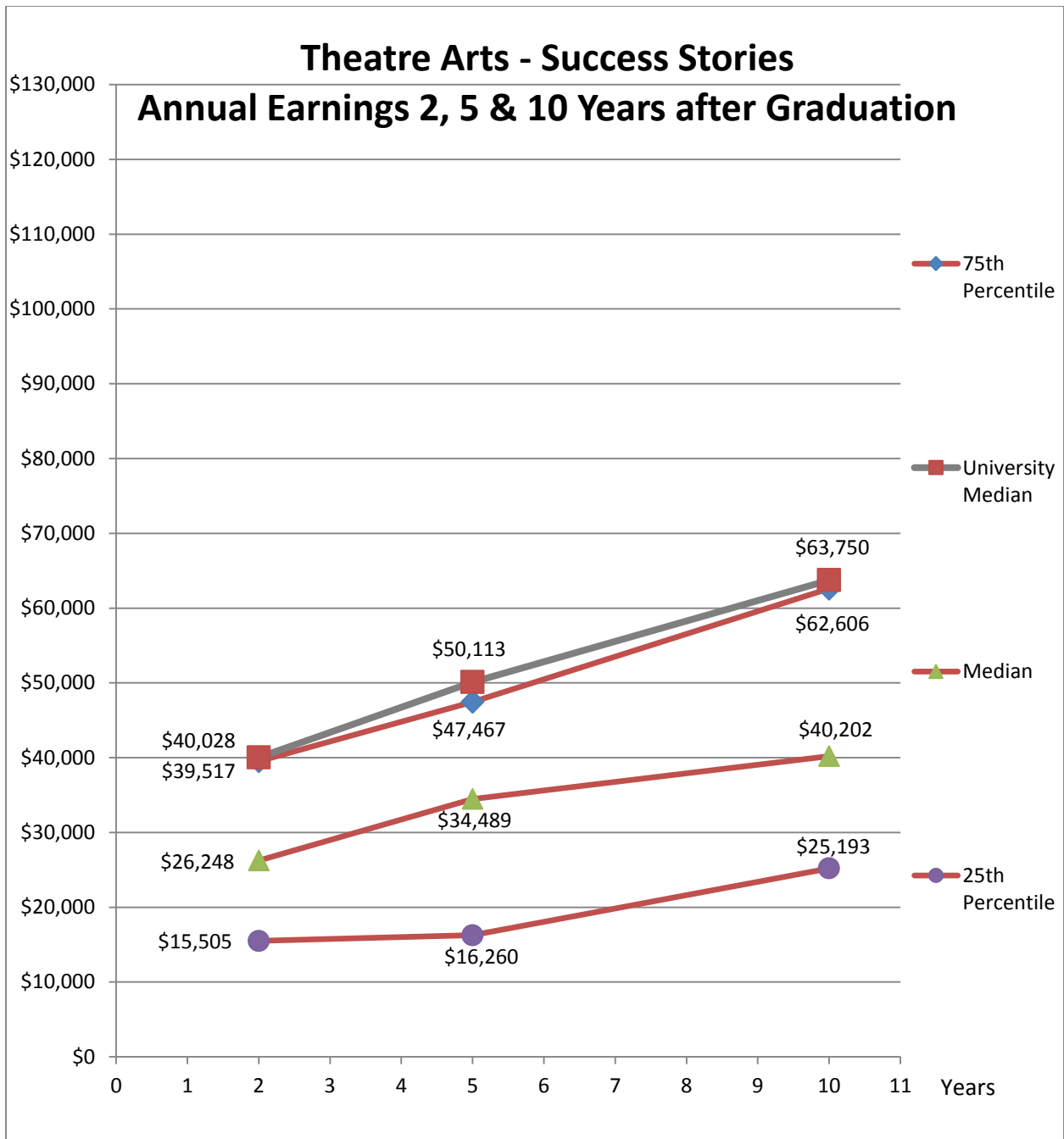
Arts, Media, & Communication

Bachelors in Theatre Arts

2 years after education exit					
Path	Average	Median	Number of students found	Potential number of students to find	Percentage of students found
Success Stories	\$28,586	\$26,248	192	258	74%
Problem Children	\$18,974	\$18,202	85	131	65%
Stars	Too little or no information.				
Other People's Children	\$27,124	\$24,005	13	20	65%

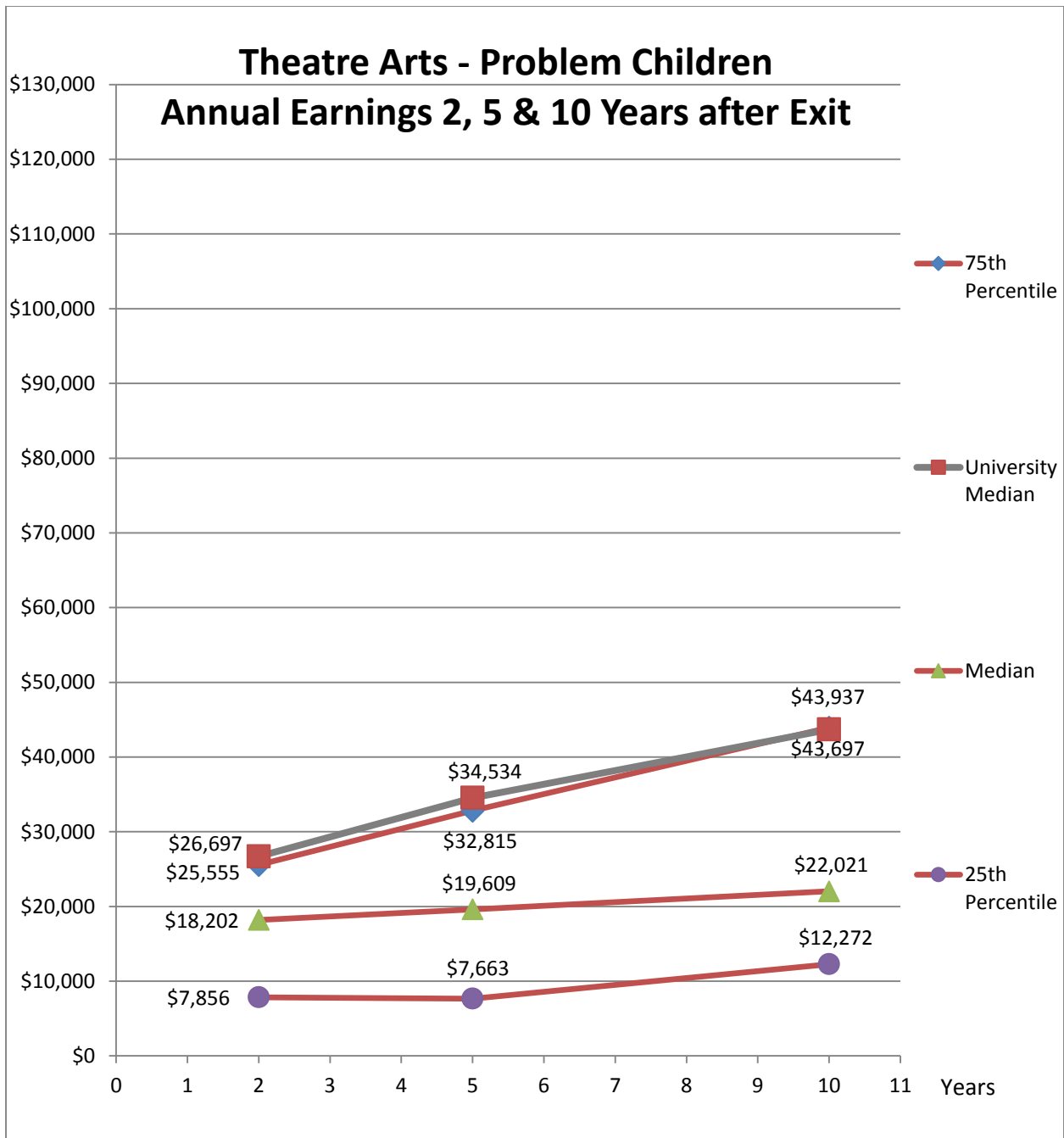
5 years after education exit					
Path	Average	Median	Number of students found	Potential number of students to find	Percentage of students found
Success Stories	\$34,235	\$34,489	140	220	64%
Problem Children	\$22,766	\$19,609	80	121	66%
Stars	Too little or no information.				
Other People's Children	\$33,551	\$29,670	11	12	92%

10 years after education exit					
Path	Average	Median	Number of students found	Potential number of students to find	Percentage of students found
Success Stories	\$43,547	\$40,202	49	77	64%
Problem Children	\$27,246	\$22,021	20	41	49%
Stars	Too little or no information.				
Other People's Children	Too little or no information.				



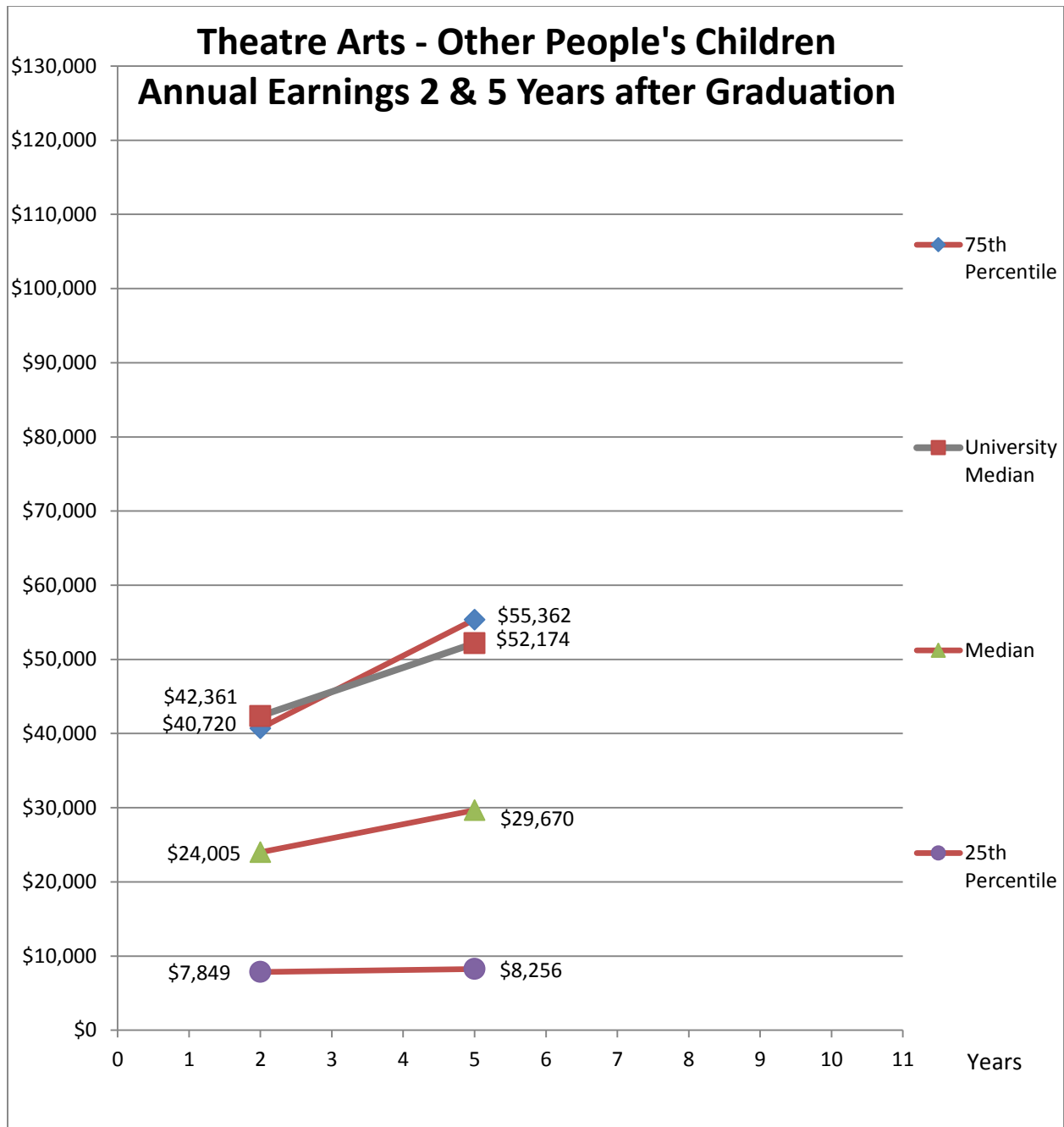
Year 2	Year 5	Year 10
Number found = 192/258	Number found = 140/220	Number found = 49/77
Percentage found = 74%	Percentage found = 64%	Percentage found = 64%

- Earnings are adjusted to 2012 Dollars.
- Success Stories: Students who entered CSUN in 1995-2005 as Freshmen or Transfers who graduated from CSUN with Bachelor's degrees only.
- Earnings are reported for California workers whose earnings are covered by Unemployment Insurance at 2, 5 and 10 years after education exit.
- Individuals are included in each time period if they have no more than two (2) consecutive quarters without earnings in that time period.



Year 2	Year 5	Year 10
Number found = 85/131	Number found = 80/121	Number found = 20/41
Percentage found = 65%	Percentage found = 66%	Percentage found = 49%

- Earnings are adjusted to 2012 Dollars.
- Problem Children: Students who entered CSUN in 1995-2005 as Freshmen or Transfers who dropped out of CSUN and did not complete degrees elsewhere.
- Earnings are reported for California workers whose earnings are covered by Unemployment Insurance at 2, 5 and 10 years after education exit.
- Individuals are included in each time period if they have no more than two (2) consecutive quarters without earnings in that time period.



Year 2	Year 5
Number found = 13/20	Number found = 11/12
Percentage found = 65%	Percentage found = 92%

1. Earnings are adjusted to 2012 Dollars.
2. Other People's Children: Students who entered CSUN in 1995-2005 as Freshmen or Transfers, left CSUN before completing a degree, and earned Bachelor's degrees elsewhere.
3. Earnings are reported for California workers whose earnings are covered by Unemployment Insurance at 2, 5 and 10 years after education exit.
4. Individuals are included in each time period if they have no more than two (2) consecutive quarters without earnings in that time period.