

# **CSUN Follow-Up Project**

**College of Health & Human  
Development:**

**Undergraduate Programs**

**Bachelors in Environmental Health**

## **CSUN Follow-Up Groups: Descriptions**

**Success Stories:** Students who entered CSUN in 1995-2005 as Freshmen or Transfers who graduated from CSUN with Bachelor's degrees only.

**Problem Children:** Students who entered CSUN in 1995-2005 as Freshmen or Transfers who dropped out of CSUN and did *not* complete degrees elsewhere.

**Stars:** Students who entered CSUN in 1995-2005 as Freshmen or Transfers, completed Bachelor's degrees at CSUN *or* elsewhere, *and* completed a Graduate degree elsewhere.

**Other People's Children:** Students who entered CSUN in 1995-2005 as Freshmen or Transfers, left CSUN before completing a degree, and earned Bachelor's degrees elsewhere.

---

### **Notes**

1. Earnings are adjusted to 2012 Dollars.
2. Earnings are reported for California workers whose earnings are covered by Unemployment Insurance at 2, 5 and 10 years after education exit.
3. Individuals are included in each time period if they have *no more than* two (2) consecutive quarters without earnings in that time period.

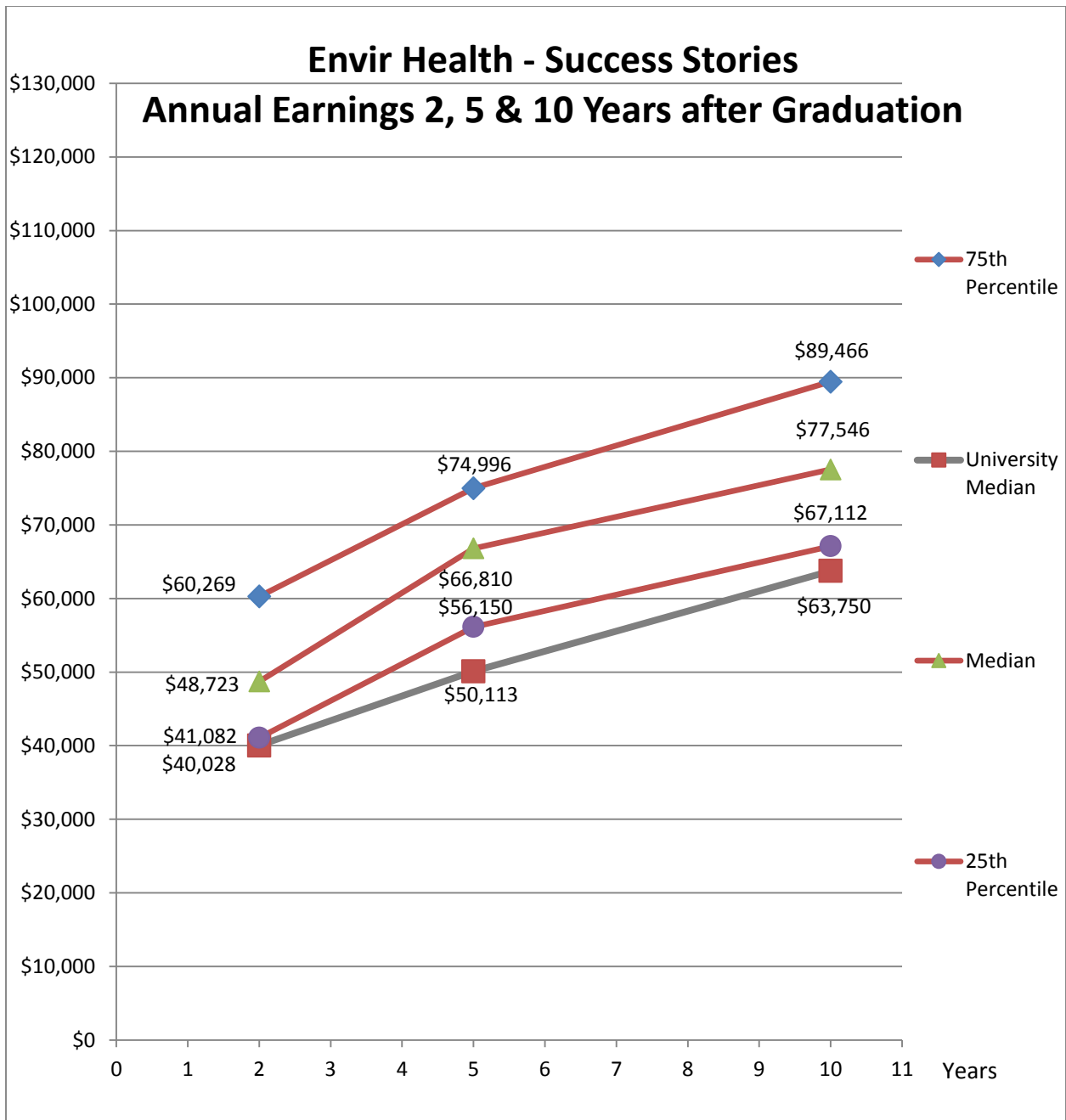
# Health & Human Development

## Bachelors in Environmental Health

2 years after education exit					
Path	Average	Median	Number of students found	Potential number of students to find	Percentage of students found
Success Stories	\$49,478	\$48,723	179	213	84%
Problem Children	\$39,593	\$35,175	25	39	64%
Stars	\$69,781	\$72,847	31	40	78%
Other People's Children	Too little or no information.				

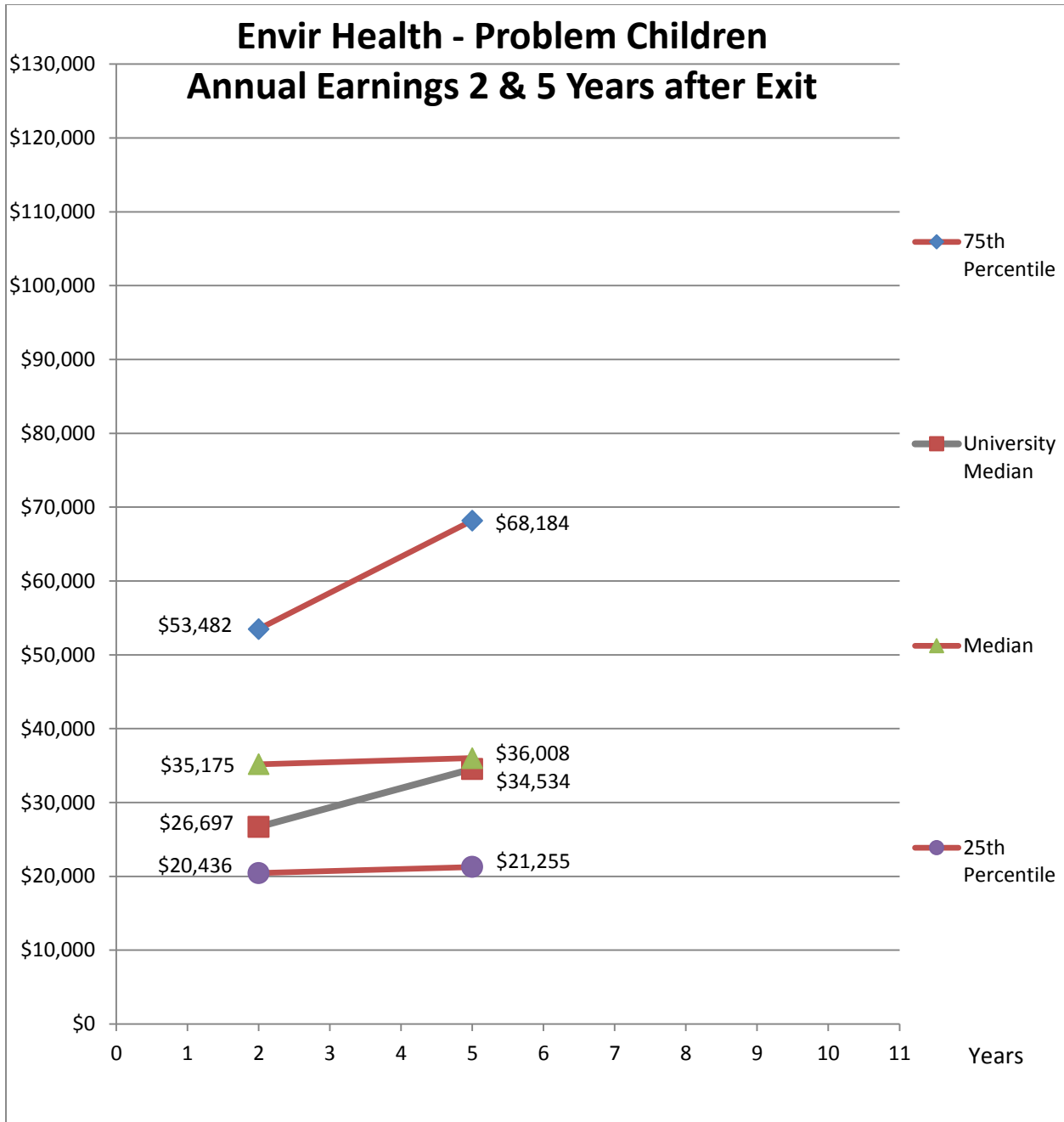
5 years after education exit					
Path	Average	Median	Number of students found	Potential number of students to find	Percentage of students found
Success Stories	\$65,000	\$66,810	146	177	82%
Problem Children	\$44,504	\$36,008	18	23	78%
Stars	\$80,797	\$76,055	19	26	73%
Other People's Children	Too little or no information.				

10 years after education exit					
Path	Average	Median	Number of students found	Potential number of students to find	Percentage of students found
Success Stories	\$78,162	\$77,546	89	111	80%
Problem Children	Too little or no information.				
Stars	\$104,149	\$103,248	9	13	69%
Other People's Children	Too little or no information.				



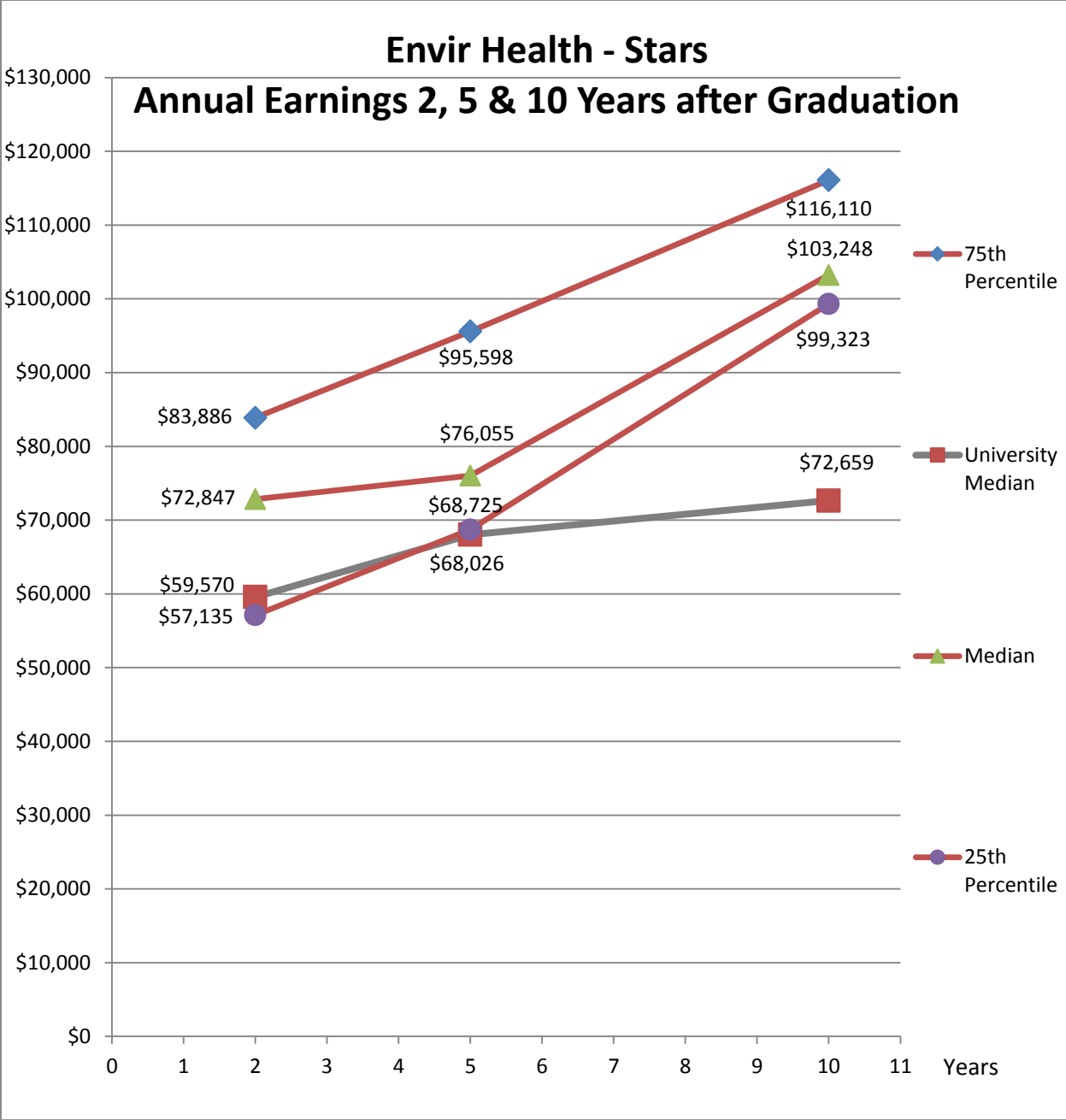
Year 2	Year 5	Year 10
Number found = 179/213	Number found = 146/177	Number found = 89/111
Percentage found = 84%	Percentage found = 82%	Percentage found = 80%

- Earnings are adjusted to 2012 Dollars.
- Success Stories: Students who entered CSUN in 1995-2005 as Freshmen or Transfers who graduated from CSUN with Bachelor's degrees only.
- Earnings are reported for California workers whose earnings are covered by Unemployment Insurance at 2, 5 and 10 years after education exit.
- Individuals are included in each time period if they have no more than two (2) consecutive quarters without earnings in that time period.



Year 2	Year 5
Number found = 25/39	Number found = 18/23
Percentage found = 64%	Percentage found = 78%

- Earnings are adjusted to 2012 Dollars.
- Problem Children: Students who entered CSUN in 1995-2005 as Freshmen or Transfers who dropped out of CSUN and did not complete degrees elsewhere.
- Earnings are reported for California workers whose earnings are covered by Unemployment Insurance at 2, 5 and 10 years after education exit.
- Individuals are included in each time period if they have no more than two (2) consecutive quarters without earnings in that time period.



Year 2	Year 5	Year 10
Number found = 31/40	Number found = 19/26	Number found = 9/13
Percentage found = 78%	Percentage found = 73%	Percentage found = 69%

- Earnings are adjusted to 2012 Dollars.
- Stars: Students who entered CSUN in 1995-2005 as Freshmen or Transfers, completed Bachelor's degrees at CSUN or elsewhere, and completed a Graduate degree elsewhere.
- Earnings are reported for California workers whose earnings are covered by Unemployment Insurance at 2, 5 and 10 years after education exit.
- Individuals are included in each time period if they have no more than two (2) consecutive quarters without earnings in that time period.