

# **CSUN Follow-Up Project**

**David Nazarian College of  
Business & Economics:  
Undergraduate Programs  
Bachelors in Economics**

## **CSUN Follow-Up Groups: Descriptions**

**Success Stories:** Students who entered CSUN in 1995-2005 as Freshmen or Transfers who graduated from CSUN with Bachelor's degrees only.

**Problem Children:** Students who entered CSUN in 1995-2005 as Freshmen or Transfers who dropped out of CSUN and did *not* complete degrees elsewhere.

**Stars:** Students who entered CSUN in 1995-2005 as Freshmen or Transfers, completed Bachelor's degrees at CSUN *or* elsewhere, *and* completed a Graduate degree elsewhere.

**Other People's Children:** Students who entered CSUN in 1995-2005 as Freshmen or Transfers, left CSUN before completing a degree, and earned Bachelor's degrees elsewhere.

---

### **Notes**

1. Earnings are adjusted to 2012 Dollars.
2. Earnings are reported for California workers whose earnings are covered by Unemployment Insurance at 2, 5 and 10 years after education exit.
3. Individuals are included in each time period if they have *no more than* two (2) consecutive quarters without earnings in that time period.

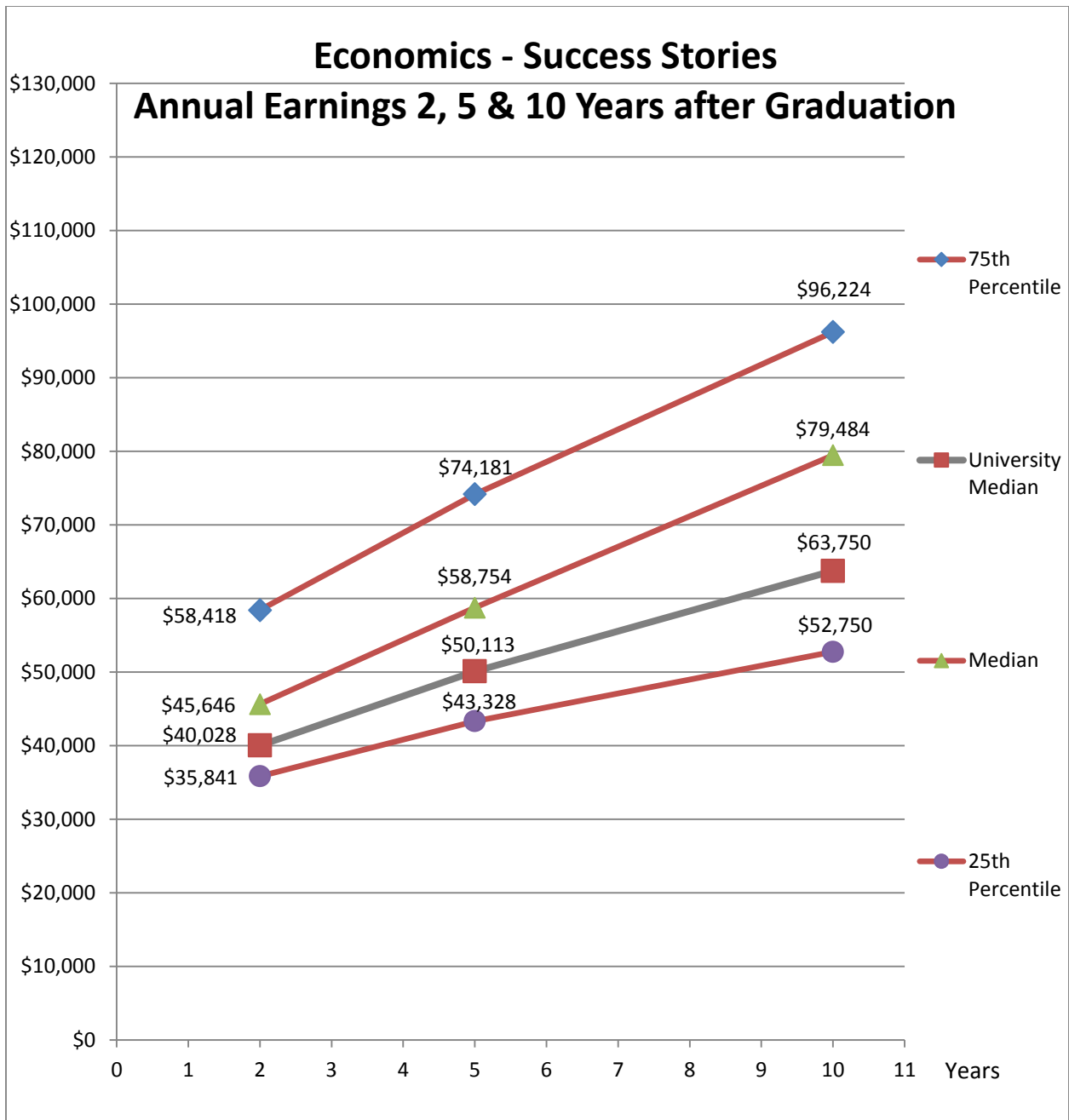
# Business & Economics

## Bachelors in Economics

2 years after education exit					
Path	Average	Median	Number of students found	Potential number of students to find	Percentage of students found
Success Stories	\$48,618	\$45,646	190	317	60%
Problem Children	\$42,836	\$37,395	56	86	65%
Stars	\$66,769	\$73,748	26	41	63%
Other People's Children	Too little or no information.				

5 years after education exit					
Path	Average	Median	Number of students found	Potential number of students to find	Percentage of students found
Success Stories	\$58,637	\$58,754	151	269	56%
Problem Children	\$58,041	\$58,842	38	70	54%
Stars	\$82,445	\$79,011	11	18	61%
Other People's Children	Too little or no information.				

10 years after education exit					
Path	Average	Median	Number of students found	Potential number of students to find	Percentage of students found
Success Stories	\$76,531	\$79,484	47	103	46%
Problem Children	\$43,911	\$50,004	5	12	42%
Stars	Too little or no information.				
Other People's Children	Too little or no information.				

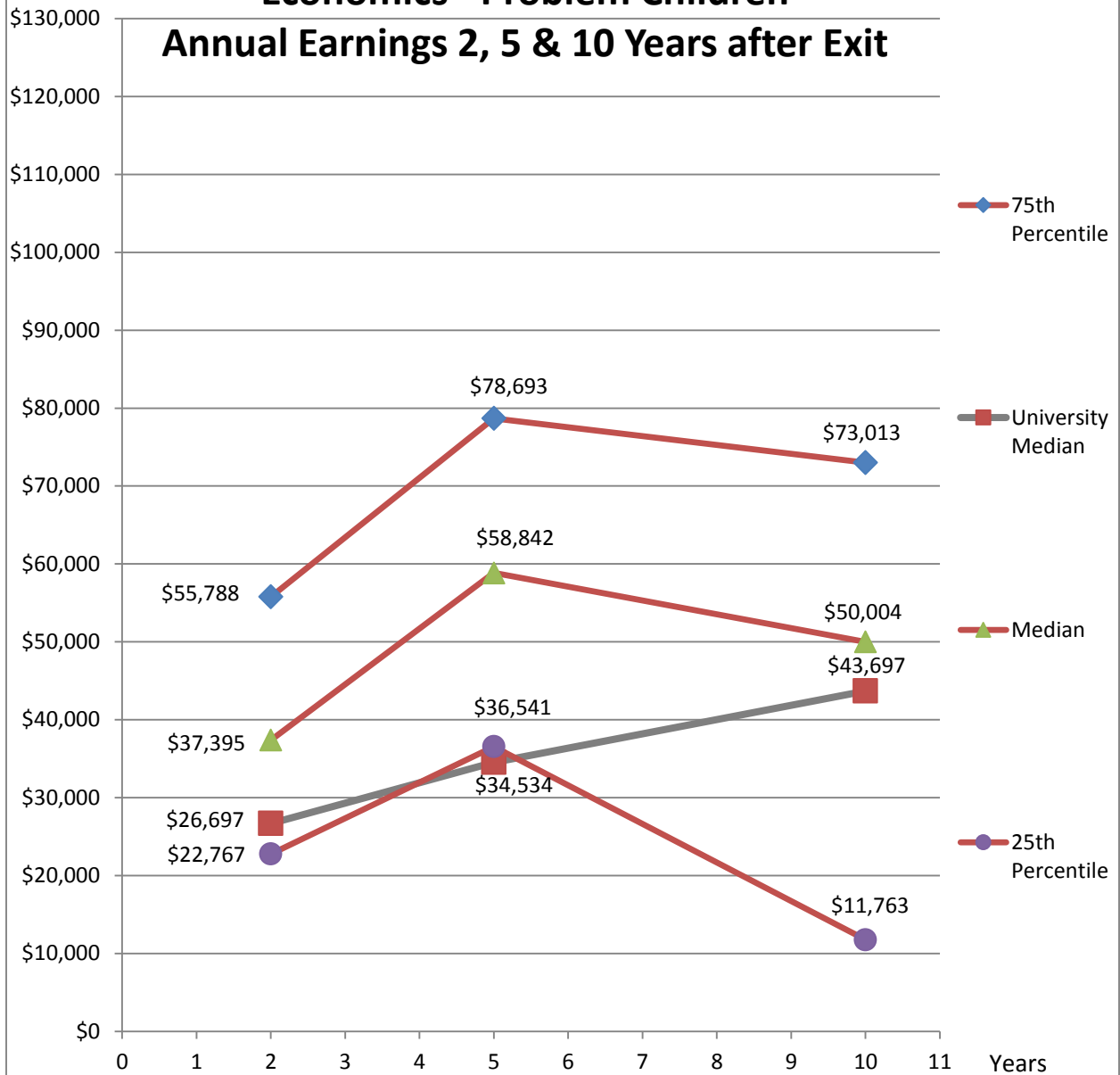


Year 2	Year 5	Year 10
Number found = 190/317	Number found = 151/269	Number found = 47/103
Percentage found = 60%	Percentage found = 56%	Percentage found = 46%

- Earnings are adjusted to 2012 Dollars.
- Success Stories: Students who entered CSUN in 1995-2005 as Freshmen or Transfers who graduated from CSUN with Bachelor's degrees only.
- Earnings are reported for California workers whose earnings are covered by Unemployment Insurance at 2, 5 and 10 years after education exit.
- Individuals are included in each time period if they have no more than two (2) consecutive quarters without earnings in that time period.

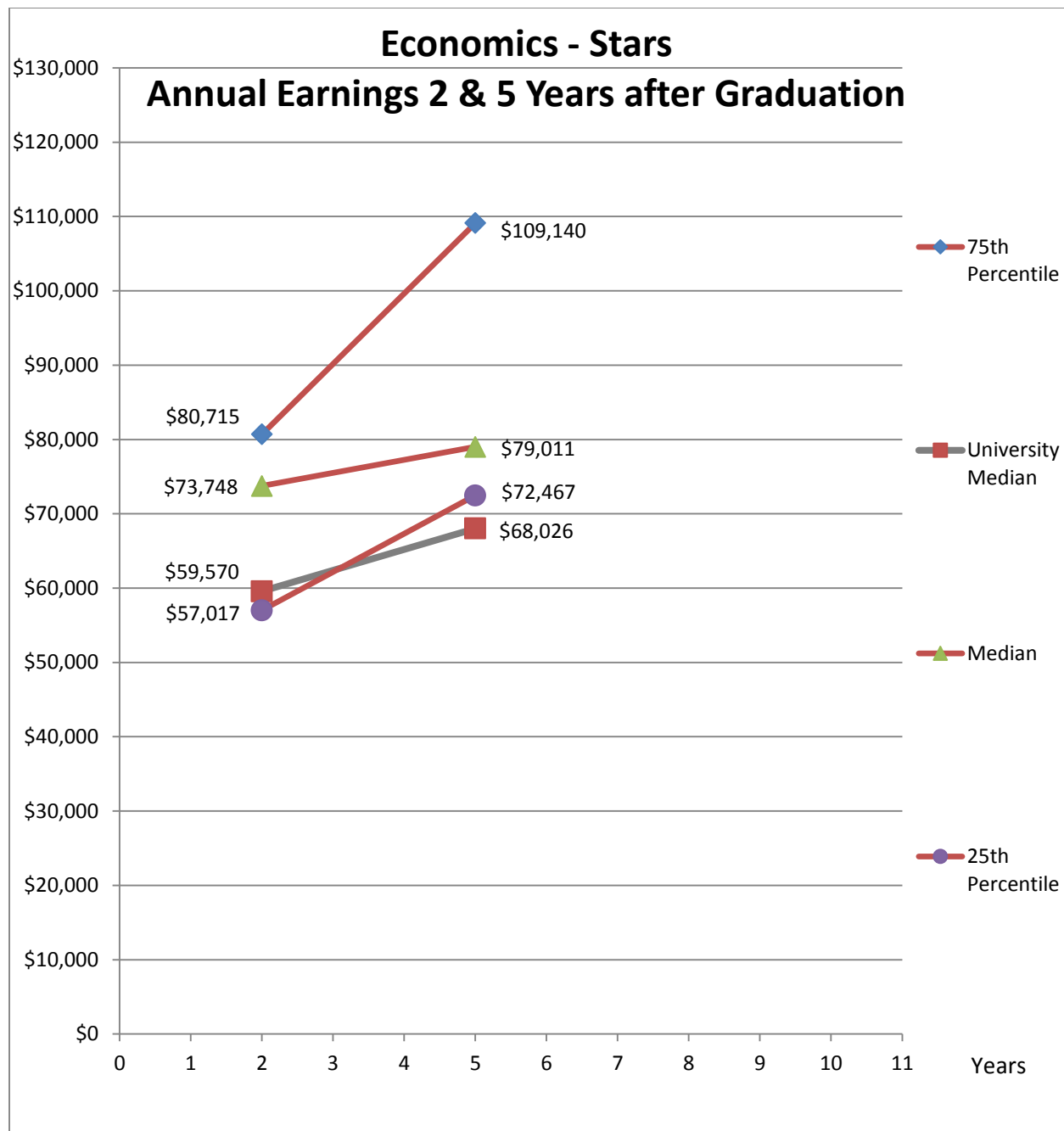
## Economics - Problem Children

### Annual Earnings 2, 5 & 10 Years after Exit



Year 2	Year 5	Year 10
Number found = 56/86	Number found = 38/70	Number found = 5/12
Percentage found = 65%	Percentage found = 54%	Percentage found = 42%

- Earnings are adjusted to 2012 Dollars.
- Problem Children: Students who entered CSUN in 1995-2005 as Freshmen or Transfers who dropped out of CSUN and did not complete degrees elsewhere.
- Earnings are reported for California workers whose earnings are covered by Unemployment Insurance at 2, 5 and 10 years after education exit.
- Individuals are included in each time period if they have no more than two (2) consecutive quarters without earnings in that time period.



Year 2	Year 5
Number found = 26/41	Number found = 11/18
Percentage found = 63%	Percentage found = 61%

- Earnings are adjusted to 2012 Dollars.
- Stars: Students who entered CSUN in 1995-2005 as Freshmen or Transfers, completed Bachelor's degrees at CSUN or elsewhere, and completed a Graduate degree elsewhere.
- Earnings are reported for California workers whose earnings are covered by Unemployment Insurance at 2, 5 and 10 years after education exit.
- Individuals are included in each time period if they have no more than two (2) consecutive quarters without earnings in that time period.