

# **CSUN Follow-Up Project**

**David Nazarian College of  
Business & Economics:  
Undergraduate Programs**

**Bachelors in Business Administration**

## **CSUN Follow-Up Groups: Descriptions**

**Success Stories:** Students who entered CSUN in 1995-2005 as Freshmen or Transfers who graduated from CSUN with Bachelor's degrees only.

**Problem Children:** Students who entered CSUN in 1995-2005 as Freshmen or Transfers who dropped out of CSUN and did *not* complete degrees elsewhere.

**Stars:** Students who entered CSUN in 1995-2005 as Freshmen or Transfers, completed Bachelor's degrees at CSUN *or* elsewhere, *and* completed a Graduate degree elsewhere.

**Other People's Children:** Students who entered CSUN in 1995-2005 as Freshmen or Transfers, left CSUN before completing a degree, and earned Bachelor's degrees elsewhere.

---

### **Notes**

1. Earnings are adjusted to 2012 Dollars.
2. Earnings are reported for California workers whose earnings are covered by Unemployment Insurance at 2, 5 and 10 years after education exit.
3. Individuals are included in each time period if they have *no more than* two (2) consecutive quarters without earnings in that time period.

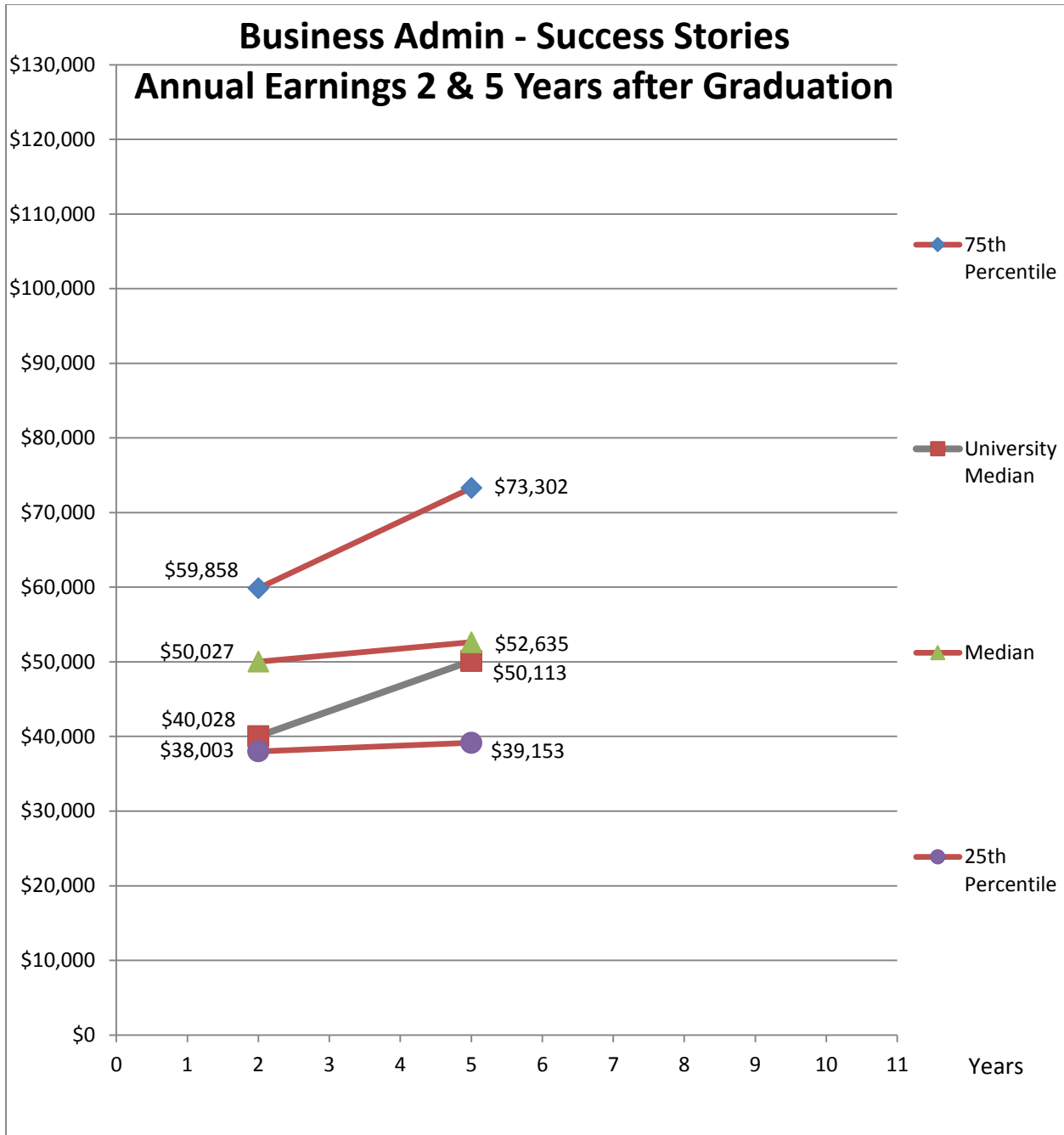
# Business & Economics

## Bachelors in Business Administration

2 years after education exit					
Path	Average	Median	Number of students found	Potential number of students to find	Percentage of students found
Success Stories	\$49,048	\$50,027	70	207	34%
Problem Children	\$33,664	\$28,693	598	985	61%
Stars	Too little or no information.				
Other People's Children	\$44,462	\$40,480	64	118	54%

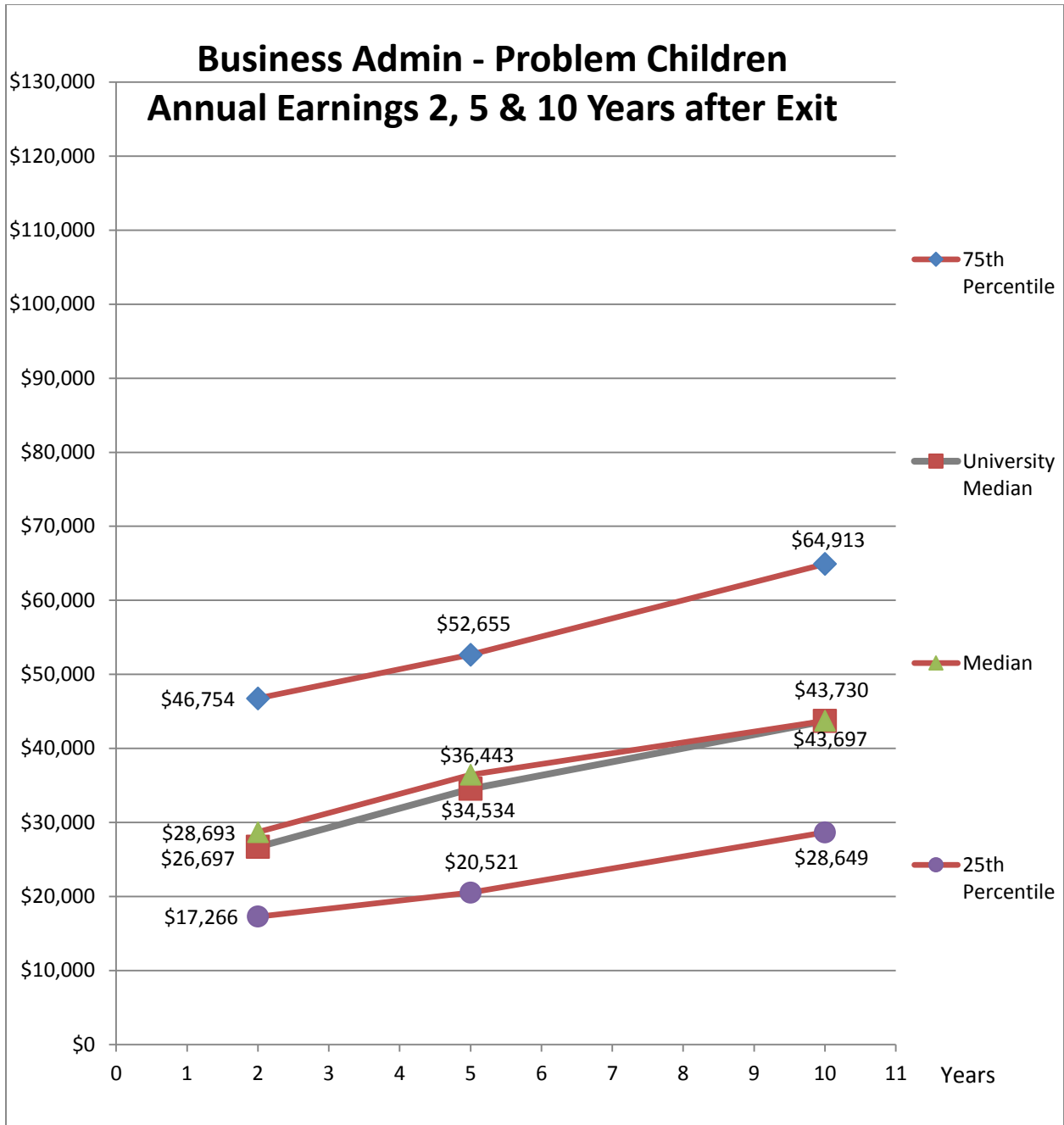
5 years after education exit					
Path	Average	Median	Number of students found	Potential number of students to find	Percentage of students found
Success Stories	\$56,177	\$52,635	59	184	32%
Problem Children	\$40,255	\$36,443	557	938	59%
Stars	Too little or no information.				
Other People's Children	\$51,804	\$51,586	39	70	56%

10 years after education exit					
Path	Average	Median	Number of students found	Potential number of students to find	Percentage of students found
Success Stories	Too little or no information.				
Problem Children	\$50,311	\$43,730	177	311	57%
Stars	Too little or no information.				
Other People's Children	Too little or no information.				



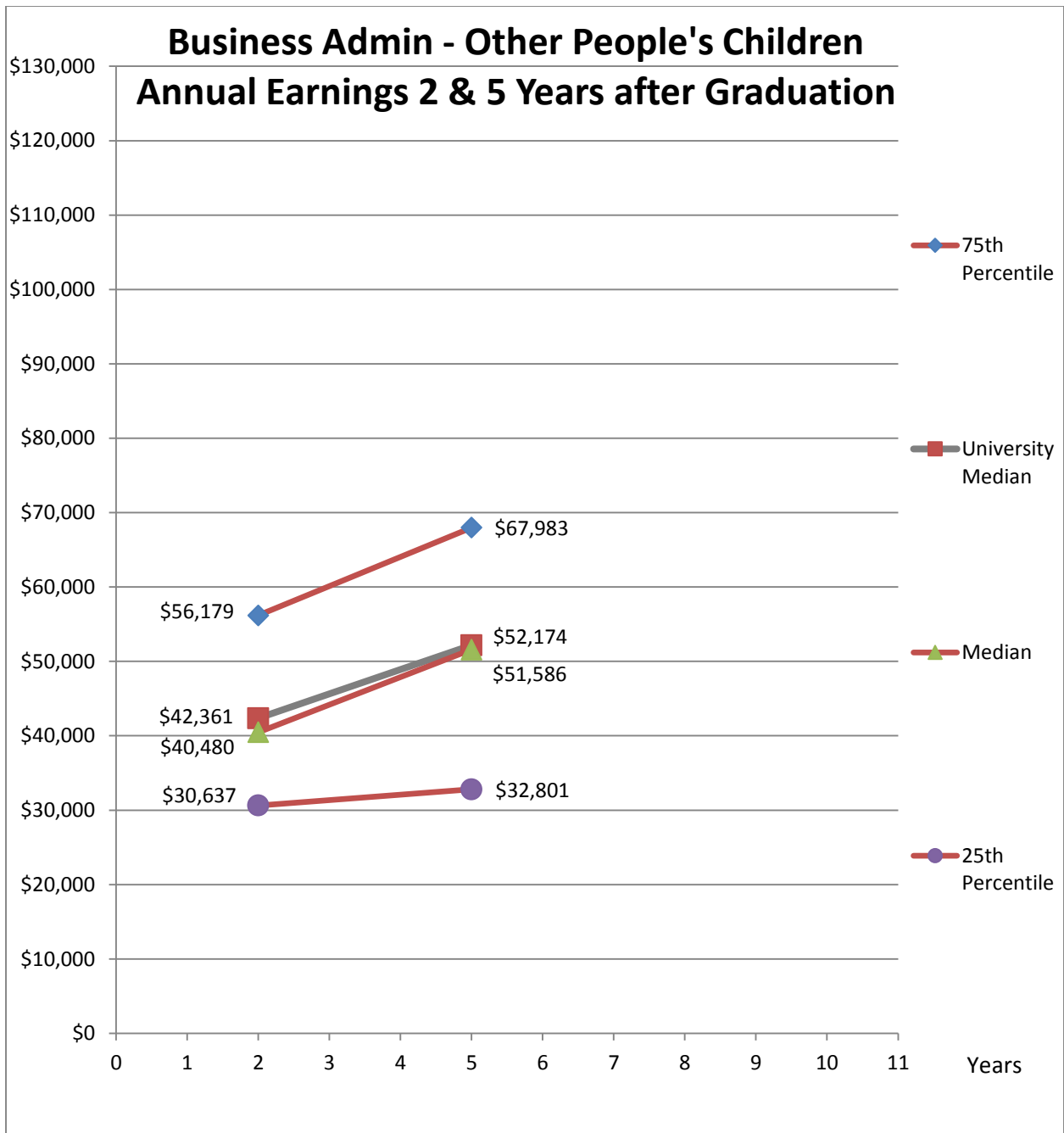
Year 2	Year 5
Number found = 70/207	Number found = 59/184
Percentage found = 34%	Percentage found = 32%

1. Earnings are adjusted to 2012 Dollars.
2. Success Stories: Students who entered CSUN in 1995-2005 as Freshmen or Transfers who graduated from CSUN with Bachelor's degrees only.
3. Earnings are reported for California workers whose earnings are covered by Unemployment Insurance at 2, 5 and 10 years after education exit.
4. Individuals are included in each time period if they have no more than two (2) consecutive quarters without earnings in that time period.



Year 2	Year 5	Year 10
Number found = 598/985	Number found = 557/938	Number found = 177/311
Percentage found = 61%	Percentage found = 59%	Percentage found = 57%

- Earnings are adjusted to 2012 Dollars.
- Problem Children: Students who entered CSUN in 1995-2005 as Freshmen or Transfers who dropped out of CSUN and did not complete degrees elsewhere.
- Earnings are reported for California workers whose earnings are covered by Unemployment Insurance at 2, 5 and 10 years after education exit.
- Individuals are included in each time period if they have no more than two (2) consecutive quarters without earnings in that time period.



Year 2	Year 5
Number found = 64/118	Number found = 39/70
Percentage found = 54%	Percentage found = 56%

- Earnings are adjusted to 2012 Dollars.
- Other People's Children: Students who entered CSUN in 1995-2005 as Freshmen or Transfers, left CSUN before completing a degree, and earned Bachelor's degrees elsewhere.
- Earnings are reported for California workers whose earnings are covered by Unemployment Insurance at 2, 5 and 10 years after education exit.
- Individuals are included in each time period if they have no more than two (2) consecutive quarters without earnings in that time period.