

CSUN Follow-Up Project

**College of Social & Behavioral
Sciences:**

Undergraduate Programs

Bachelors in Anthropology

CSUN Follow-Up Groups: Descriptions

Success Stories: Students who entered CSUN in 1995-2005 as Freshmen or Transfers who graduated from CSUN with Bachelor's degrees only.

Problem Children: Students who entered CSUN in 1995-2005 as Freshmen or Transfers who dropped out of CSUN and did *not* complete degrees elsewhere.

Stars: Students who entered CSUN in 1995-2005 as Freshmen or Transfers, completed Bachelor's degrees at CSUN *or* elsewhere, *and* completed a Graduate degree elsewhere.

Other People's Children: Students who entered CSUN in 1995-2005 as Freshmen or Transfers, left CSUN before completing a degree, and earned Bachelor's degrees elsewhere.

Notes

1. Earnings are adjusted to 2012 Dollars.
2. Earnings are reported for California workers whose earnings are covered by Unemployment Insurance at 2, 5 and 10 years after education exit.
3. Individuals are included in each time period if they have *no more than* two (2) consecutive quarters without earnings in that time period.

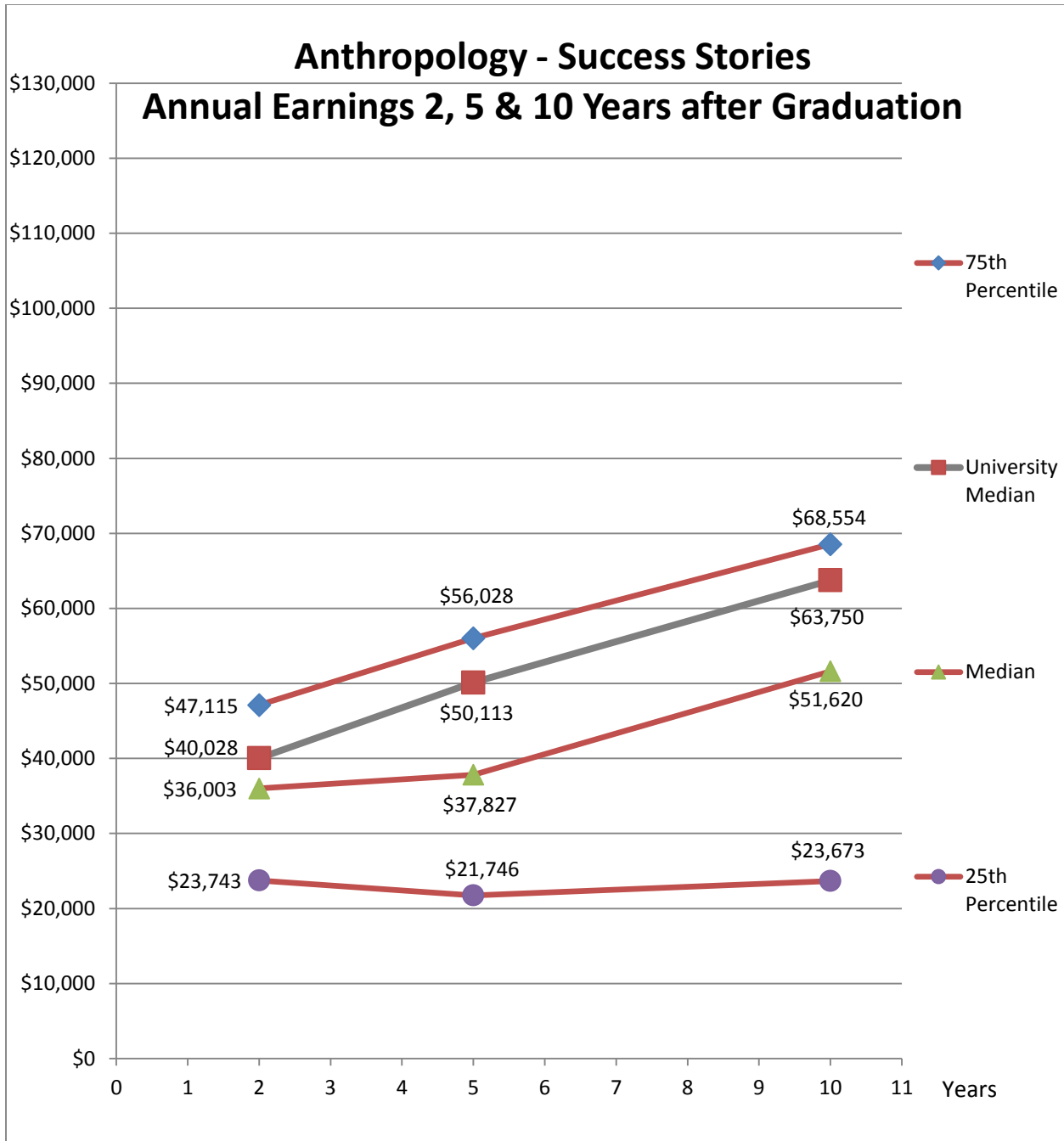
Social & Behavioral Sciences

Bachelors in Anthropology

2 years after education exit					
Path	Average	Median	Number of students found	Potential number of students to find	Percentage of students found
Success Stories	\$37,818	\$36,003	105	178	59%
Problem Children	\$29,915	\$29,099	20	41	49%
Stars	Too little or no information.				
Other People's Children	\$36,074	\$24,021	6	8	75%

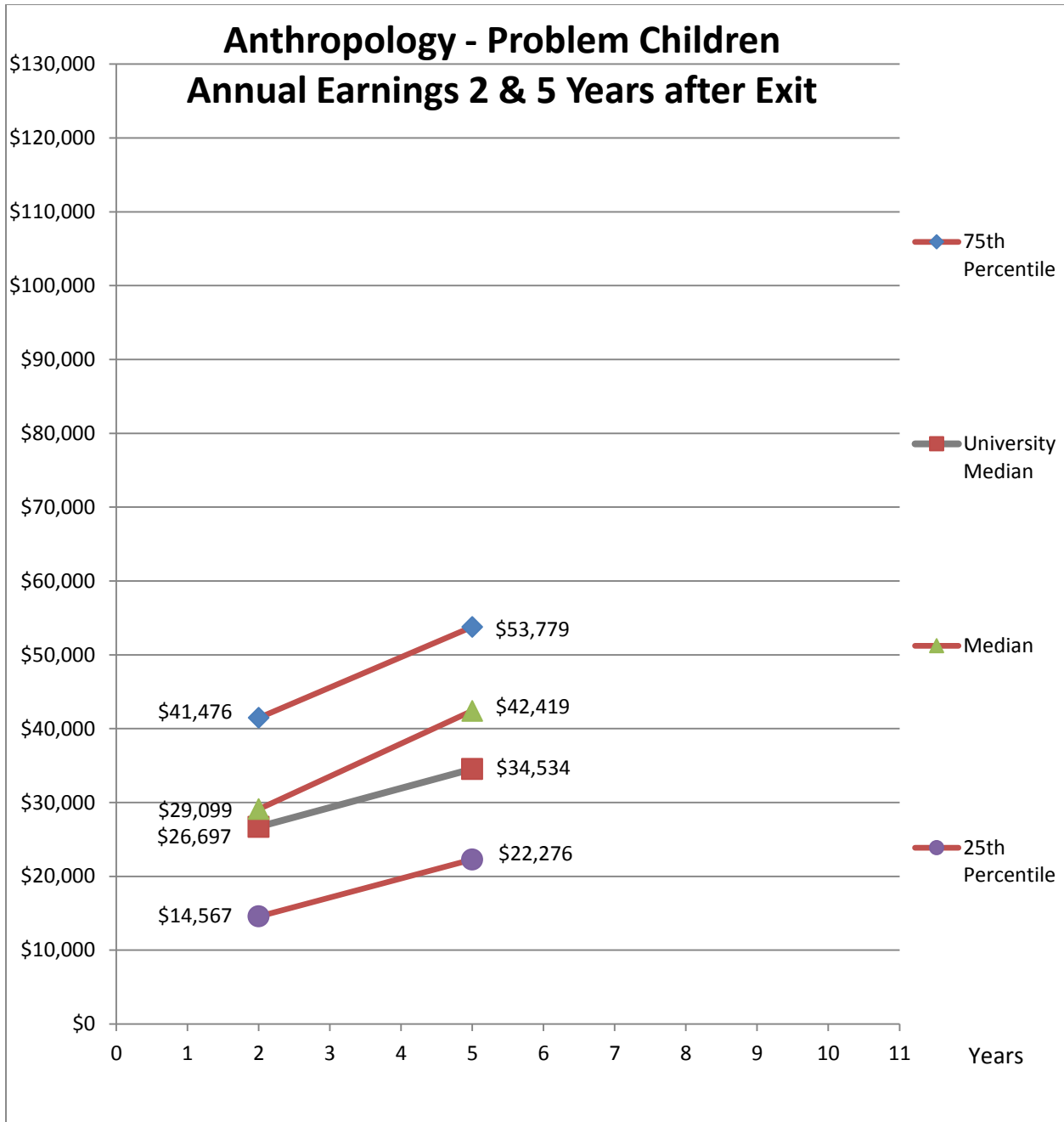
5 years after education exit					
Path	Average	Median	Number of students found	Potential number of students to find	Percentage of students found
Success Stories	\$39,939	\$37,827	86	151	57%
Problem Children	\$40,734	\$42,419	16	38	42%
Stars	Too little or no information.				
Other People's Children	\$48,894	\$34,169	5	8	63%

10 years after education exit					
Path	Average	Median	Number of students found	Potential number of students to find	Percentage of students found
Success Stories	\$48,328	\$51,620	30	54	56%
Problem Children	Too little or no information.				
Stars	Too little or no information.				
Other People's Children	Too little or no information.				



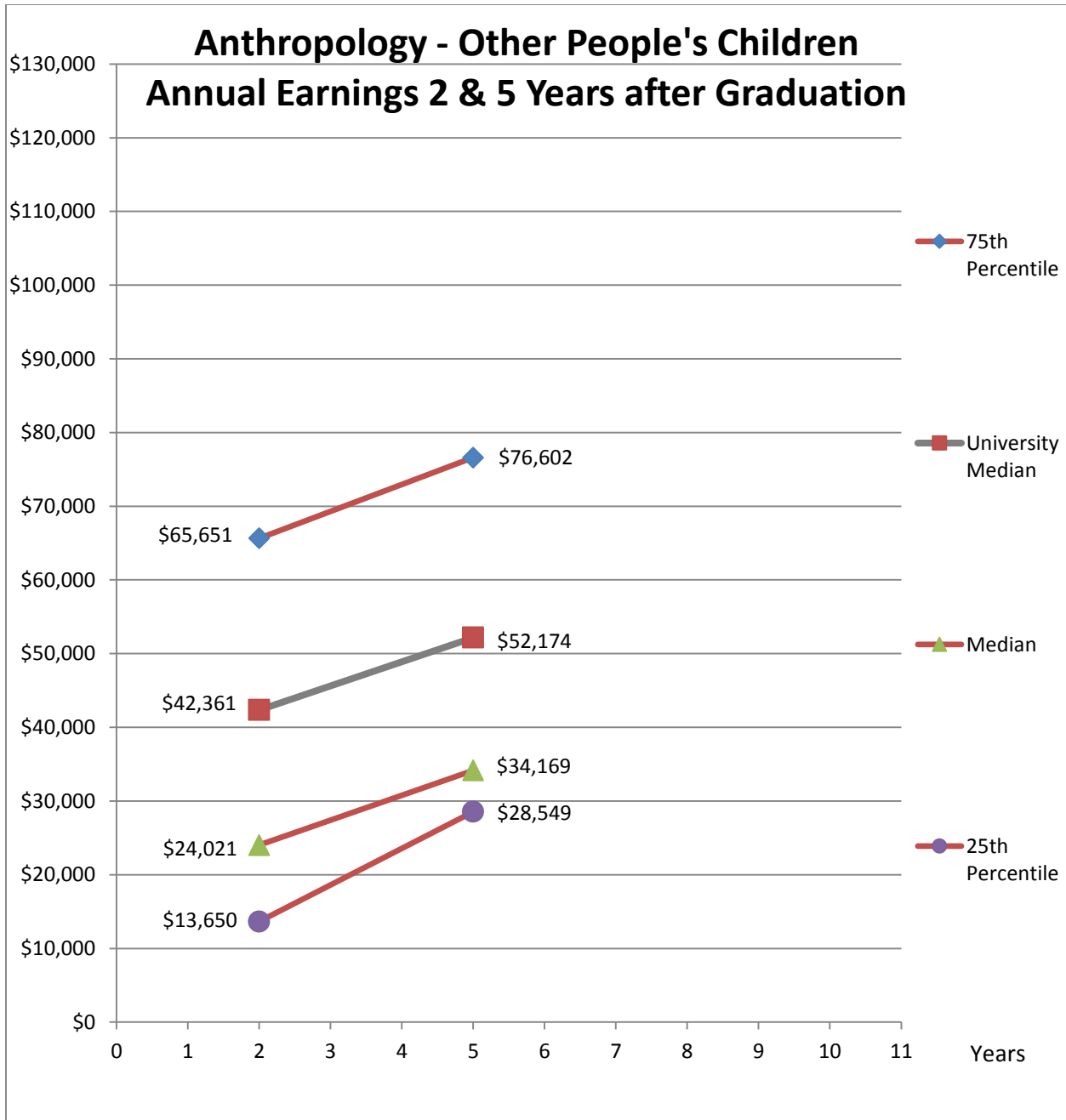
Year 2	Year 5	Year 10
Number found = 105/178	Number found = 86/151	Number found = 30/54
Percentage found = 59%	Percentage found = 57%	Percentage found = 56%

- Earnings are adjusted to 2012 Dollars.
- Success Stories: Students who entered CSUN in 1995-2005 as Freshmen or Transfers who graduated from CSUN with Bachelor's degrees only.
- Earnings are reported for California workers whose earnings are covered by Unemployment Insurance at 2, 5 and 10 years after education exit.
- Individuals are included in each time period if they have no more than two (2) consecutive quarters without earnings in that time period.



Year 2	Year 5
Number found = 20/41	Number found = 16/38
Percentage found = 49%	Percentage found = 42%

- Earnings are adjusted to 2012 Dollars.
- Problem Children: Students who entered CSUN in 1995-2005 as Freshmen or Transfers who dropped out of CSUN and did not complete degrees elsewhere.
- Earnings are reported for California workers whose earnings are covered by Unemployment Insurance at 2, 5 and 10 years after education exit.
- Individuals are included in each time period if they have no more than two (2) consecutive quarters without earnings in that time period.



Year 2	Year 5
Number found = 6/8	Number found = 5/8
Percentage found = 75%	Percentage found = 63%

- Earnings are adjusted to 2012 Dollars.
- Other People's Children: Students who entered CSUN in 1995-2005 as Freshmen or Transfers, left CSUN before completing a degree, and earned Bachelor's degrees elsewhere.
- Earnings are reported for California workers whose earnings are covered by Unemployment Insurance at 2, 5 and 10 years after education exit.
- Individuals are included in each time period if they have no more than two (2) consecutive quarters without earnings in that time period.