



## Bachelor of Sciences - Radiologic Sciences Program

California State University, Northridge (CSUN) baccalaureate Radiologic Sciences program mission, goals and student learning outcomes:

### MISSION:

The mission of the California State University, Northridge baccalaureate Radiologic Sciences program is to provide the community with a competent, professional Radiologic Technologist who possesses additional advanced medical imaging skills in MRI, CT and Angiography that meet the needs of the medical imaging community through a highly integrated and advanced level clinical and academic curriculum.

### GOALS (THE UNIVERSITY STUDENT LEARNING OUTCOMES):

Graduates of the Radiologic Sciences Program will:

**1. Demonstrate a mastery of basic radiographic medical-imaging skills and advanced medical imaging skills in MRI, CT, and Interventional Radiography.**

Specific Assessment Measures for Student Learning Outcomes:

- a. Graduates will produce diagnostic quality Radiographic, CT, MRI and Angiographic Images.
- b. Graduates will provide appropriate patient care during imaging procedures.

**2. Demonstrate effective communication skills that provide compassionate, culturally competent and age appropriate patient care.**

Specific Assessment Measures for Student Learning Outcomes:

- a. Graduates will communicate effectively with patients in an age appropriate and culturally diverse and compassionate manner.
- b. Graduates will demonstrate professional communication.

**3. Demonstrate problem-solving/critical-thinking skills that provide ethical and safe patient care.**

Specific Assessment Measures for Student Learning Outcomes:

- a. Graduates will have problem solving/critical-thinking skills appropriate to medical imaging.
- b. Graduates will have a critical-thinking/ problem-solving evaluation.

**4. Demonstrate the value of professional development for patient care and medical imaging through life-long learning that meet the needs of the medical imaging community.**

Specific Assessment Measures for Student Learning Outcomes:

- a. Students in the professional program participate in at least one professional conference.
- b. Graduates will pass the senior level (HSCI 487) Professional Development Course which includes: ethics, professional organizations and educational methodologies.
- c. Students will complete all program requirements to be qualified for graduation within the 150% of the professional program length.

**5. Maintain program effectiveness through continual assessment.**

Specific Assessment Measures for Student Learning Outcomes:

- a. Graduates will pass the national ARRT exam the first time.
- b. Graduates will have averaged a score of 85% per class for the national ARRT exam.
- c. Graduate's employers will report that they were ready to perform in the medical imaging environment after one year of employment.
- d. Graduates who are actively seeking employment in medical imaging upon graduating will have  $\geq 75\%$  employment rate within 12 months of graduation.
- e. Graduates are employed in advanced imaging positions.
- f. Graduate satisfaction

**ACCREDITATION INFORMATION:**

CSUN professional Bachelor of Sciences in Radiologic Sciences (BSRS) Program is accredited by the Joint Review Committee on Education in Radiologic Technology (JRCERT). The program has been awarded the full 8-year accreditation status in 2018. California State University, Northridge is regionally accredited through Western Association of Schools and Colleges (WASC). Effectiveness data for the program will be available on the JRCERT website and can be seen on the professional program website.

Contact Information for JRCERT:



20N. Wacker Drive, suite 2850

Chicago, IL 60606-3182

Phone: (312) 704-5300

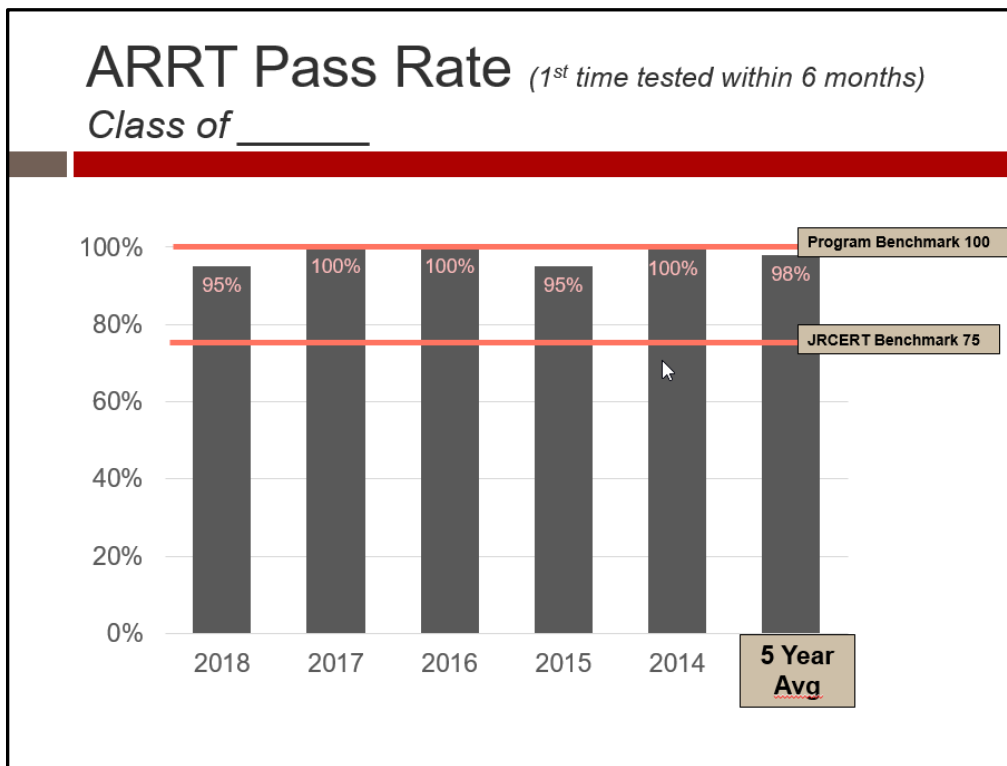
Fax (312) 704-5304

Website: [www.jrcert.org](http://www.jrcert.org)

Email: [mail@jrcert.org](mailto:mail@jrcert.org)

[www.jrcert.org](http://www.jrcert.org)

**FIVE-YEAR AVERAGE CREDENTIALING EXAMINATION: The American Registry of Radiologic Technologists Radiography exam pass rate of not less than 75% at first attempt within six months of graduation.**

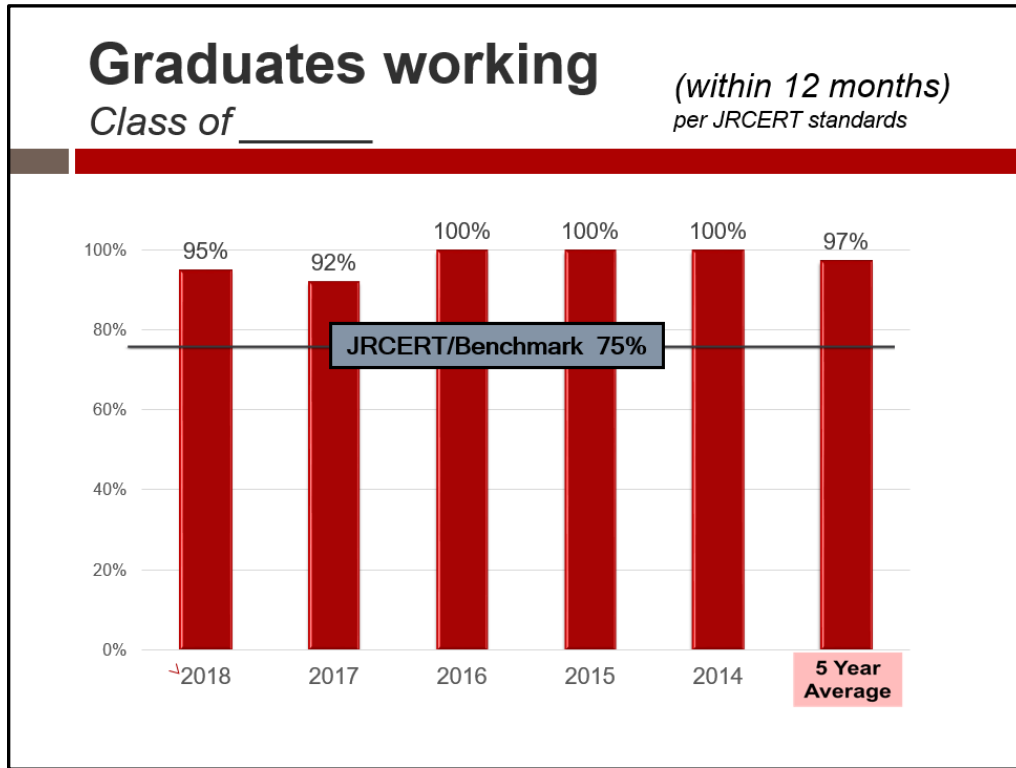


5year average is based on cohort, not years.  
5year average is 98%.

### ARRT Pass Rate (1<sup>st</sup> time tested within 6 months)

| Class year         | % Passing on 1 <sup>st</sup> attempt | Number of students                                |
|--------------------|--------------------------------------|---|
| 2018               | 95%                                  | 19 out of 20 students passed on the first attempt |
| 2017               | 100%                                 | 26 out of 26 students passed on the first attempt |
| 2016               | 100%                                 | 23 out of 23 students passed on the first attempt |
| 2015               | 95%                                  | 19 of 20 students passed on the first attempt     |
| 2014               | 100%                                 | 24 of 24 students passed on the first attempt     |
| <b>5YR Average</b> | <b>98%</b>                           |   |

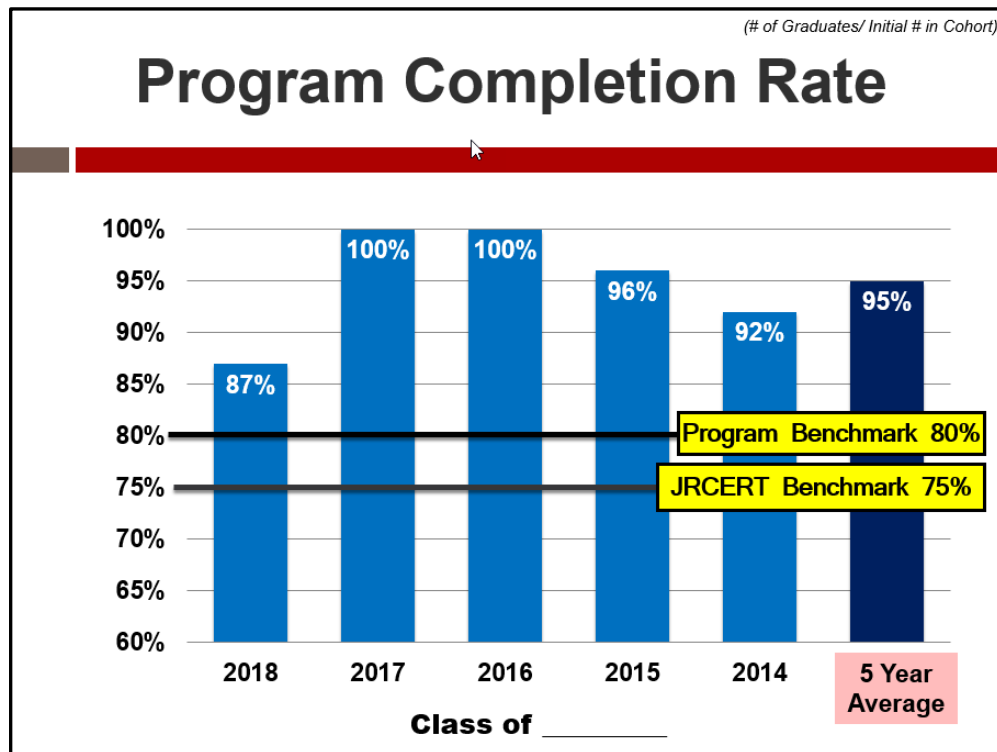
**FIVE-YEAR AVERAGE JOB PLACEMENT RATE** Graduates will have  $\geq 75\%$  employment rate within 12 months of graduation.



### Graduates working (within 12 months)

| Class of           | % Graduates employed | Number of students                    |
|--------------------|----------------------|---------------------------------------|
| 2018               | 95%                  | 19 working out of 20 actively looking |
| 2017               | 92%                  | 22 working out of 24 actively looking |
| 2016               | 100%                 | 22 working out of 22 actively looking |
| 2015               | 100%                 | 18 working out of 18 actively looking |
| 2014               | 100%                 | 23 working out of 23 actively looking |
| <b>5YR Average</b> | <b>97%</b>           |                                       |

**PROGRAM COMPLETION RATE:** The number of students who will complete all program requirements within the 150% of the professional program length.



## Program Completion Rate

| Class of           | % of student complete program requirements | Number of students  |
|--------------------|--|---|
| 2018               | 87%  | 23 began, 20 graduated (2 – Change of Major; 1 – financial)       |
| 2017               | 100%                                       | 26 began, 26 graduated  |
| 2016               | 100%                                       | 23 began, 23 graduated  |
| 2015               | 96%  | 21 began, 20 graduated (1 – Academic failure)                     |
| 2014               | 92%  | 26 began, 24 graduated (1 – Academic failure; 1 – personal leave) |
| <b>5YR Average</b> | <b>95%</b>                                 |   |

For more information regarding program effectiveness data, please visit the JRCERT website at [www.jrcert.org](http://www.jrcert.org)