

DID YOU KNOW...

BUILD PODER

Student Training Data at CSUN

from July 2015 – March 2022

TRAINED

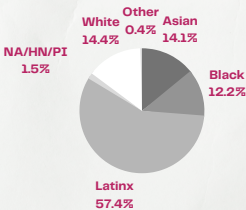
263

Undergraduate Students



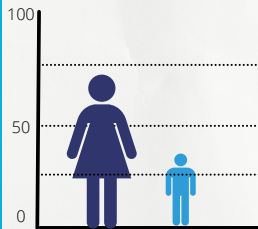
Ethnicity/Race

71% are from ethnically minoritized communities



Gender

70% Women, 30% Men



PROVIDED

\$\$

Financial Support for
BUILD Trainees

\$ 1,956,000

in Tuition

\$6,283,161

in Stipends

\$660,150

in Conference Travel

PROVIDED

96

Faculty Mentors

\$660,150

in Research Supplies

BACHELOR'S DEGREES AWARDED

194 of 263



On track to
98% graduation!

POST-GRAD

Despite COVID-19 pandemic,
graduates pursue STEM-
related grad programs



Note: 3 enrolled in non-STEM grad programs

DID YOU KNOW...

BUILD PODER

College of Science and Math

from July 2015 – March 2022

TRAINED

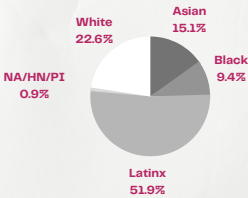
106

Undergraduate Students



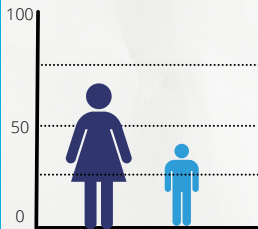
Ethnicity/Race

60% are from ethnically minoritized communities



Gender

64% Women, 36% Men



PROVIDED

\$\$

**Financial Support for
BUILD Trainees**

\$ 786,000

in Tuition

\$2,524,829

in Stipends

\$265,275

in Conference Travel

PROVIDED

34

Faculty Mentors

\$265,275

in Research Supplies

**BACHELOR'S
DEGREES AWARDED**

75 of 106



**On track to
100% graduation!**

POST-GRAD

Despite COVID-19 pandemic,
graduates pursue STEM-
related grad programs



Note: 1 enrolled in non-STEM MA program

DID YOU KNOW...

BUILD PODER

College of Engineering & Computer Science
from July 2015 – March 2022

TRAINED

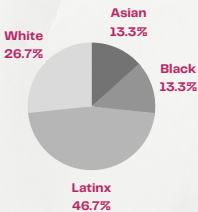
15

Undergraduate Students



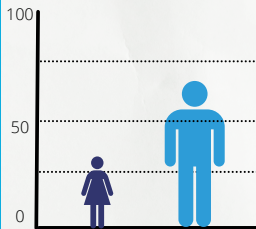
Ethnicity/Race

60% are from ethnically
minoritized communities



Gender

33% Women, 67% Men



PROVIDED

\$\$

Financial Support for
BUILD Trainees

\$ 100,000

in Tuition

\$321,225

in Stipends

\$33,750

in Conference Travel

PROVIDED

9

Faculty Mentors

\$33,750

in Research Supplies

BACHELOR'S DEGREES AWARDED

12 of 15



On track to
93%* graduation!

*1 student transferred

POST-GRAD

Low post-grad enrollment
highlight the lure of industry



DID YOU KNOW...

BUILD PODER

College of Social & Behavioral Sciences

from July 2015 – March 2022

TRAINED

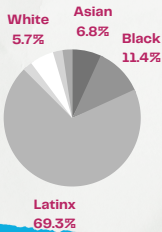
86

Undergraduate Students



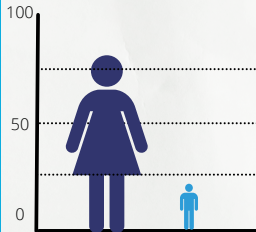
Ethnicity/Race

85% are from ethnically minoritized communities



Gender

78% Women, 22% Men



PROVIDED

\$\$

**Financial Support for
BUILD Trainees**

\$ 632,000

in Tuition

\$2,030,142

in Stipends

\$213,300

in Conference Travel

PROVIDED

28

Faculty Mentors

\$213,300

in Research Supplies

**BACHELOR'S
DEGREES AWARDED**

63 of 86



**On track to
98% graduation!**

POST-GRAD

Despite COVID-19 pandemic,
graduates pursue STEM-
related grad programs



Note: 1 enrolled in non-STEM PhD program

DID YOU KNOW...

BUILD PODER

College of Health & Human Development

from July 2015 – March 2022

TRAINED

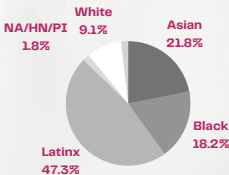
55

Undergraduate Students



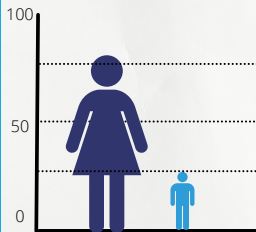
Ethnicity/Race

67% are from ethnically
minoritized communities



Gender

76% Women, 24% Men



PROVIDED

\$\$

**Financial Support for
BUILD Trainees**

\$ 438,000

in Tuition

\$1,406,966

in Stipends

\$147,825

in Conference Travel

PROVIDED

25

Faculty Mentors

\$147,825

in Research Supplies

**BACHELOR'S
DEGREES AWARDED**

45 of 55



**On track to
100% graduation!**

POST-GRAD

Despite COVID-19 pandemic,
graduates pursue STEM-
related grad programs



Note: 1 enrolled in non-STEM MA program