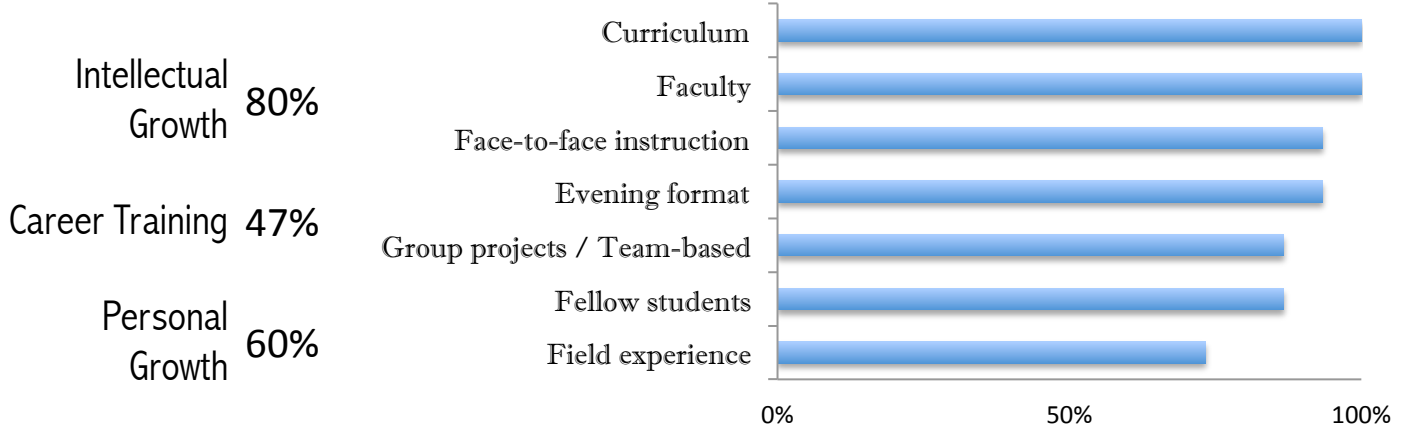


# Results of 2017 MSHA Exit Survey

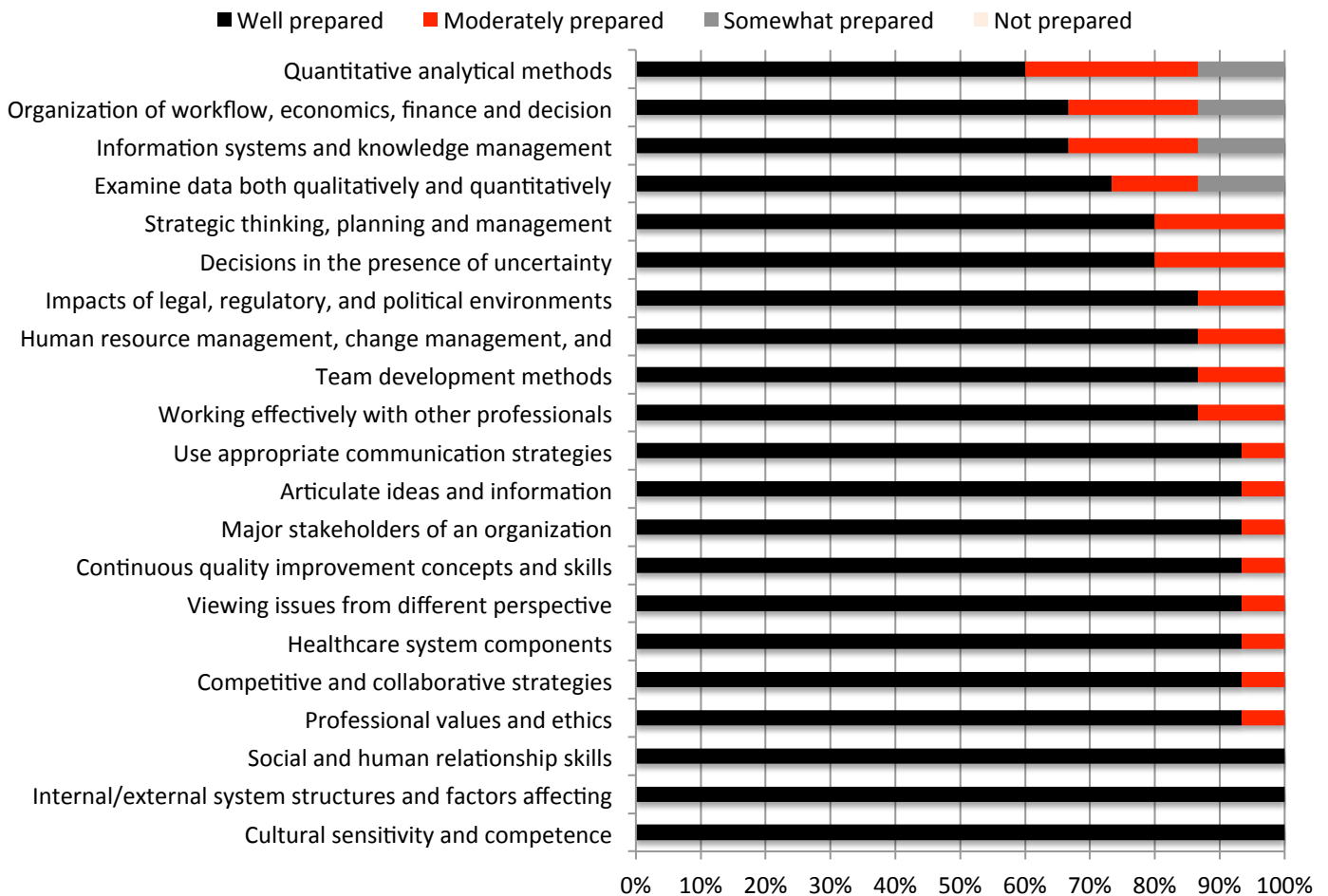
**Average # of years in program:** 2 years: 33% 3 years: 60% 4 years: 7%

**Average # of units taken per semester:** 6 units: 27% 9 units: 40% 12 units: 27% 13+ units: 7%

## 100% satisfied with their CSUN MSHA education



## COMPETENCY PREPAREDNESS



# Results of 2017 MSHA Exit Survey

## 5 Most Used External Support Services

Klotz Student Health Center (n=5)

Student Recreation Center (n=5)

Oasis Wellness Center (n=5)

University Student Union (n=5)

Career Center (n=4)

93% would recommend  
the CSUN MSHA  
program to others

## AREAS FOR IMPROVEMENT

### ADVISOR

1. Require mandatory advisement
2. Provide more career advisement & mentorship
3. Provide improvement strategies

### CURRICULUM

#### Redudant Courses:

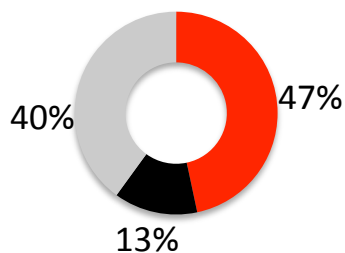
1. Health status (n=3)
2. Third party payer (n=2)
3. HIT courses (n=1)

#### Needed Courses:

1. Another finance course (n=8)
2. HIT (n=3)
3. Population health (n=2)

### FIELD EXPERIENCE

■ Good Experience   ■ Difficult Time   ■ OK



1. More placement opportunities (n=3)
2. Preceptor training (n=3)
3. More structure (n=2)
4. Offer in summer (n=2)

### COMPREHENSIVE EXAM

1. Spread out exams
2. Too much memorizing
3. Project instead
4. More time for strategic planning
5. Health status too similar to health econ