

The Influence of Interspecific Competition and Other Factors on the Distribution of the Barnacle *Chthamalus Stellatus*



Joseph H. Connell

Ecology, Vol. 42, No. 4. (Oct., 1961), pp. 710-723.

Stable URL:

<http://links.jstor.org/sici?sici=0012-9658%28196110%2942%3A4%3C710%3A%3E2.0.CO%3B2-U>

Ecology is currently published by The Ecological Society of America.

Your use of the JSTOR archive indicates your acceptance of JSTOR's Terms and Conditions of Use, available at <http://uk.jstor.org/about/terms.html>. JSTOR's Terms and Conditions of Use provides, in part, that unless you have obtained prior permission, you may not download an entire issue of a journal or multiple copies of articles, and you may use content in the JSTOR archive only for your personal, non-commercial use.

Please contact the publisher regarding any further use of this work. Publisher contact information may be obtained at <http://uk.jstor.org/journals/esa.html>.

Each copy of any part of a JSTOR transmission must contain the same copyright notice that appears on the screen or printed page of such transmission.

JSTOR is an independent not-for-profit organization dedicated to creating and preserving a digital archive of scholarly journals. For more information regarding JSTOR, please contact support@jstor.org.

of Indian villagers toward monkeys, so that monkeys are no longer protected as extensively as in former years, (2) intensive trapping to obtain monkeys for export, (3) changing patterns of land use, including the deterioration of roadside habitats, and commercial forest management.

REFERENCES

- Champion, H. G.** 1936. A preliminary survey of the forest types of India and Burma. Indian Forest Records (Silviculture Series), Vol. 1, No. 1.
- Manson-Bahr, P. H.** 1954. Manson's Tropical Diseases. 14 Ed., London, Cassell and Co.
- Nolte, A.** 1955. Field observations on the daily routine and social behavior of common Indian monkeys, with special reference to the Bonnet monkey (*Macaca radiata* Geoffroy). Jour. Bombay Nat. Hist. Soc. 53: 177-184.
- Pocock, R. I.** 1929. The Fauna of British India. Mammalia. Vol. 1 Primates and Carnivora. London, Taylor and Francis, Ltd.
- Prakash, I.** 1958. The breeding season of the rhesus monkey *Macaca mulatta* (Zimmermann) in Rajasthan. Jour. Bombay Nat. Hist. Soc. 55: 154.
- Prater, S. H.** 1948. The Book of Indian Mammals. Bombay. The Bombay Natural History Society.
- Ruch, T. C.** 1959. Diseases of Laboratory Primates. Philadelphia, W. B. Saunders Company.
- Southwick, C. H., M. A. Beg and M. R. Siddiqi.** 1961. A population survey of rhesus monkeys in villages, towns, and temples of northern India. Ecology 42: 538-547.

THE INFLUENCE OF INTERSPECIFIC COMPETITION AND OTHER FACTORS ON THE DISTRIBUTION OF THE BARNACLE *CHTHAMALUS STELLATUS*

JOSEPH H. CONNELL

Department of Biology, University of California, Santa Barbara, Goleta, California

INTRODUCTION

Most of the evidence for the occurrence of interspecific competition in animals has been gained from laboratory populations. Because of the small amount of direct evidence for its occurrence in nature, competition has sometimes been assigned a minor role in determining the composition of animal communities.

Indirect evidence exists, however, which suggests that competition may sometimes be responsible for the distribution of animals in nature. The range of distribution of a species may be decreased in the presence of another species with similar requirements (Beauchamp and Ulliyott 1932, Endean, Kenny and Stephenson 1956). Uniform distribution in space is usually attributed to intraspecific competition (Holme 1950, Clark and Evans 1954). When animals with similar requirements, such as 2 or more closely related species, are found coexisting in the same area, careful analysis usually indicates that they are not actually competing with each other (Lack 1954, MacArthur 1958).

In the course of an investigation of the animals of an intertidal rocky shore I noticed that the adults of 2 species of barnacles occupied 2 separate horizontal zones with a small area of overlap, whereas the young of the species from the upper zone were found in much of the lower zone. The upper species, *Chthamalus stellatus* (Poli) thus settled but did not survive in the

lower zone. It seemed probable that this species was eliminated by the lower one, *Balanus balanoides* (L), in a struggle for a common requisite which was in short supply. In the rocky intertidal region, space for attachment and growth is often extremely limited. This paper is an account of some observations and experiments designed to test the hypothesis that the absence in the lower zone of adults of *Chthamalus* was due to interspecific competition with *Balanus* for space. Other factors which may have influenced the distribution were also studied. The study was made at Millport, Isle of Cumbrae, Scotland.

I would like to thank Prof. C. M. Yonge and the staff of the Marine Station, Millport, for their help, discussions and encouragement during the course of this work. Thanks are due to the following for their critical reading of the manuscript: C. S. Elton, P. W. Frank, G. Hardin, N. G. Hairston, E. Orias, T. Park and his students, and my wife.

Distribution of the species of barnacles

The upper species, *Chthamalus stellatus*, has its center of distribution in the Mediterranean; it reaches its northern limit in the Shetland Islands, north of Scotland. At Millport, adults of this species occur between the levels of mean high water of neap and spring tides (M.H.W.N. and M.H.W.S.: see Figure 5 and Table I). In southwest England and Ireland, adult *Chtham-*

alus occur at moderate population densities throughout the intertidal zone, more abundantly when *Balanus balanoides* is sparse or absent (Southward and Crisp 1954, 1956). At Millport the larvae settle from the plankton onto the shore mainly in September and October; some additional settlement may occur until December. The settlement is most abundant between M.H.W.S. and mean tide level (M.T.L.), in patches of rock surface left bare as a result of the mortality of *Balanus*, limpets, and other sedentary organisms. Few of the *Chthamalus* that settle below M.H.W.N. survive, so that adults are found only occasionally at these levels.

Balanus balanoides is a boreal-arctic species, reaching its southern limit in northern Spain. At Millport it occupies almost the entire intertidal region, from mean low water of spring tides (M.L.W.S.) up to the region between M.H.W.N. and M.H.W.S. Above M.H.W.N. it occurs intermingled with *Chthamalus* for a short distance. *Balanus* settles on the shore in April and May, often in very dense concentrations (see Table IV).

The main purpose of this study was to determine the cause of death of those *Chthamalus* that settled below M.H.W.N. A study which was being carried on at this time had revealed that physical conditions, competition for space, and predation by the snail *Thais lapillus* L. were among the most important causes of mortality of *Balanus balanoides*. Therefore, the observations and experiments in the present study were designed to detect the effects of these factors on the survival of *Chthamalus*.

METHODS

Intertidal barnacles are very nearly ideal for the study of survival under natural conditions. Their sessile habit allows direct observation of the survival of individuals in a group whose positions have been mapped. Their small size and dense concentrations on rocks exposed at intervals make experimentation feasible. In addition, they may be handled and transplanted without injury on pieces of rock, since their opercular plates remain closed when exposed to air.

The experimental area was located on the Isle of Cumbrae in the Firth of Clyde, Scotland. Farland Point, where the study was made, comprises the southeast tip of the island; it is exposed to moderate wave action. The shore rock consists mainly of old red sandstone, arranged in a series of ridges, from 2 to 6 ft high, oriented at right angles to the shoreline. A more detailed description is given by Connell (1961). The

other barnacle species present were *Balanus crenatus* Brug and *Verruca stroemia* (O. F. Muller), both found in small numbers only at and below M.L.W.S.

To measure the survival of *Chthamalus*, the positions of all individuals in a patch were mapped. Any barnacles which were empty or missing at the next examination of this patch must have died in the interval, since emigration is impossible. The mapping was done by placing thin glass plates (lantern slide cover glasses, 10.7×8.2 cm, area 87.7 cm²) over a patch of barnacles and marking the position of each *Chthamalus* on it with glass-marking ink. The positions of the corners of the plate were marked by drilling small holes in the rock. Observations made in subsequent censuses were noted on a paper copy of the glass map.

The study areas were chosen by searching for patches of *Chthamalus* below M.H.W.N. in a stretch of shore about 50 ft long. When 8 patches had been found, no more were looked for. The only basis for rejection of an area in this search was that it contained fewer than 50 *Chthamalus* in an area of about $1/10$ m². Each numbered area consisted of one or more glass maps located in the $1/10$ m². They were mapped in March and April, 1954, before the main settlement of *Balanus* began in late April.

Very few *Chthamalus* were found to have settled below mid-tide level. Therefore pieces of rock bearing *Chthamalus* were removed from levels above M.H.W.N. and transplanted to and below M.T.L. A hole was drilled through each piece; it was then fastened to the rock by a stainless steel screw driven into a plastic screw anchor fitted into a hole drilled into the rock. A hole $1/4$ " in diameter and 1" deep was found to be satisfactory. The screw could be removed and replaced repeatedly and only one stone was lost in the entire period.

For censusing, the stones were removed during a low tide period, brought to the laboratory for examination, and returned before the tide rose again. The locations and arrangements of each area are given in Table I; the transplanted stones are represented by areas 11 to 15.

The effect of competition for space on the survival of *Chthamalus* was studied in the following manner: After the settlement of *Balanus* had stopped in early June, having reached densities of 49/cm² on the experimental areas (Table I) a census of the surviving *Chthamalus* was made on each area (see Figure 1). Each map was then divided so that about half of the number of

TABLE I. Description of experimental areas*

Area no.	Height in ft from M.T.L.	% of time submerged	POPULATION DENSITY: NO./CM ² IN JUNE, 1954			Remarks
			<i>Chthamalus</i> , autumn 1953 settlement		All barnacles, undisturbed portion	
			Undisturbed portion	Portion without <i>Balanus</i>		
MHWS.....	+4.9	4	—	—	—	—
1.....	+4.2	9	2.2	—	19.2	Vertical, partly protected
2.....	+3.5	16	5.2	4.2	—	Vertical, wave beaten
MHWN.....	+3.1	21	—	—	—	—
3a.....	+2.2	30	0.6	0.6	30.9	Horizontal, wave beaten
3b.....	"	"	0.5	0.7	29.2	" " "
4.....	+1.4	38	1.9	0.6	—	30° to vertical, partly protected
5.....	+1.4	"	2.4	1.2	—	" " " " "
6.....	+1.0	42	1.1	1.9	38.2	Horizontal, top of a boulder, partly protected
7a.....	+0.7	44	1.3	2.0	49.3	Vertical, protected
7b.....	"	"	2.3	2.0	51.7	" "
11a.....	0.0	50	1.0	0.6	32.0	Vertical, protected
11b.....	"	"	0.2	0.3	—	" "
12a.....	0.0	100	1.2	1.2	18.8	Horizontal, immersed in tide pool
12b.....	"	100	0.8	0.9	—	" " " " "
13a.....	-1.0	58	4.9	4.1	29.5	Vertical, wave beaten
13b.....	"	"	3.1	2.4	—	" " "
14a.....	-2.5	71	0.7	1.1	—	45° angle, wave beaten
14b.....	"	"	1.0	1.0	—	" " " "
MLWN.....	-3.0	77	—	—	—	—
MLWS.....	-5.1	96	—	—	—	—
15.....	+1.0	42	32.0	—	—	} <i>Chthamalus</i> of autumn, 1954 settlement; densities of Oct., 1954.
7b.....	+0.7	44	5.5	3.7	—	

* The letter "a" following an area number indicates that this area was enclosed by a cage; "b" refers to a closely adjacent area which was not enclosed. All areas faced either east or south except 7a and 7b, which faced north.

Chthamalus were in each portion. One portion was chosen (by flipping a coin), and those *Balanus* which were touching or immediately surrounding each *Chthamalus* were carefully removed with a needle; the other portion was left untouched. In this way it was possible to measure the effect on the survival of *Chthamalus* both of intraspecific competition alone and of competition with *Balanus*. It was not possible to have the numbers or population densities of *Chthamalus* exactly equal on the 2 portions of each area. This was due to the fact that, since *Chthamalus* often occurred in groups, the *Balanus* had to be removed from around all the members of a group to ensure that no crowding by *Balanus* occurred. The densities of *Chthamalus* were very low, however, so that the slight differences in density

between the 2 portions of each area can probably be disregarded; intraspecific crowding was very seldom observed. Censuses of the *Chthamalus* were made at intervals of 4-6 weeks during the next year; notes were made at each census of factors such as crowding, undercutting or smothering which had taken place since the last examination. When necessary, *Balanus* which had grown until they threatened to touch the *Chthamalus* were removed in later examinations.

To study the effects of different degrees of immersion, the areas were located throughout the tidal range, either *in situ* or on transplanted stones, as shown in Table I. Area 1 had been under observation for 1½ years previously. The effects of different degrees of wave shock could not be studied adequately in such a small area




FIG. 1. Area 7b. In the first photograph the large barnacles are *Balanus*, the small ones scattered in the bare patch, *Chthamalus*. The white line on the second photograph divides the undisturbed portion (right) from the portion from which *Balanus* were removed (left). A limpet, *Patella vulgata*, occurs on the left, and predatory snails, *Thais lapillus*, are visible.

of shore but such differences as existed are listed in Table I.

The effects of the predatory snail, *Thais lapillus*, (synonymous with *Nucella* or *Purpura*, Clench 1947), were studied as follows: Cages of stainless steel wire netting, 8 meshes per inch, were attached over some of the areas. This mesh has an open area of 60% and previous work (Connell 1961) had shown that it did not inhibit growth or survival of the barnacles. The cages were about 4 × 6 inches, the roof was about an inch above the barnacles and the sides were fitted to the irregularities of the rock. They were held in place in the same manner as the transplanted stones. The transplanted stones were attached in pairs, one of each pair being enclosed in a cage (Table I).

These cages were effective in excluding all but the smallest *Thais*. Occasionally small *Thais*, ½ to 1 cm in length, entered the cages through gaps at the line of juncture of netting and rock surface. In the concurrent study of *Balanus* (Con-

nell 1961), small *Thais* were estimated to have occurred inside the cages about 3% of the time.

All the areas and stones were established before the settlement of *Balanus* began in late April, 1954. Thus the *Chthamalus* which had settled naturally on the shore were then of the 1953 year class and all about 7 months old. Some *Chthamalus* which settled in the autumn of 1954 were followed until the study was ended in June, 1955. In addition some adults which, judging from their large size and the great erosion of their shells, must have settled in 1952 or earlier, were present on the transplanted stones. Thus records were made of at least 3 year-classes of *Chthamalus*.

RESULTS

The effects of physical factors

In Figures 2 and 3, the dashed line indicates the survival of *Chthamalus* growing without contact with *Balanus*. The suffix "a" indicates that the area was protected from *Thais* by a cage.

In the absence of *Balanus* and *Thais*, and protected by the cages from damage by water-borne objects, the survival of *Chthamalus* was good at all levels. For those which had settled normally on the shore (Fig. 2), the poorest survival was on the lowest area, 7a. On the transplanted stones (Fig. 3, area 12), constant immersion in a tide pool resulted in the poorest survival. The reasons for the trend toward slightly greater mortality as the degree of immersion increased are unknown. The amount of attached algae on the stones in the tide pool was much greater than on the other areas. This may have reduced the flow of water and food or have interfered directly with feeding movements. Another possible indirect effect of increased immersion is the increase in predation by the snail, *Thais lapillus*, at lower levels.

Chthamalus is tolerant of a much greater degree of immersion than it normally encounters. This is shown by the survival for a year on area 12 in a tide pool, together with the findings of Fischer (1928) and Barnes (1956a), who found that *Chthamalus* withstood submersion for 12 and 22 months, respectively. Its absence below M.T.L. can probably be ascribed either to a lack of initial settlement or to poor survival of newly settled larvae. Lewis and Powell (1960) have suggested that the survival of *Chthamalus* may be

favoured by increased light or warmth during emersion in its early life on the shore. These conditions would tend to occur higher on the shore in Scotland than in southern England.

The effects of wave action on the survival of *Chthamalus* are difficult to assess. Like the degree of immersion, the effects of wave action may act indirectly. The areas 7 and 12, where relatively poor survival was found, were also the areas of least wave action. Although *Chthamalus* is usually abundant on wave beaten areas and absent from sheltered bays in Scotland, Lewis and Powell (1960) have shown that in certain sheltered bays it may be very abundant. Hatton (1938) found that in northern France, settlement and growth rates were greater in wave-beaten areas at M.T.L., but, at M.H.W.N., greater in sheltered areas.

At the upper shore margins of distribution *Chthamalus* evidently can exist higher than *Balanus* mainly as a result of its greater tolerance to heat and/or desiccation. The evidence for this was gained during the spring of 1955. Records from a tide and wave gauge operating at this time about one-half mile north of the study area showed that a period of neap tides had coincided with an unusual period of warm calm weather in April so that for several days no water, not even waves, reached the level of Area 1. In the period

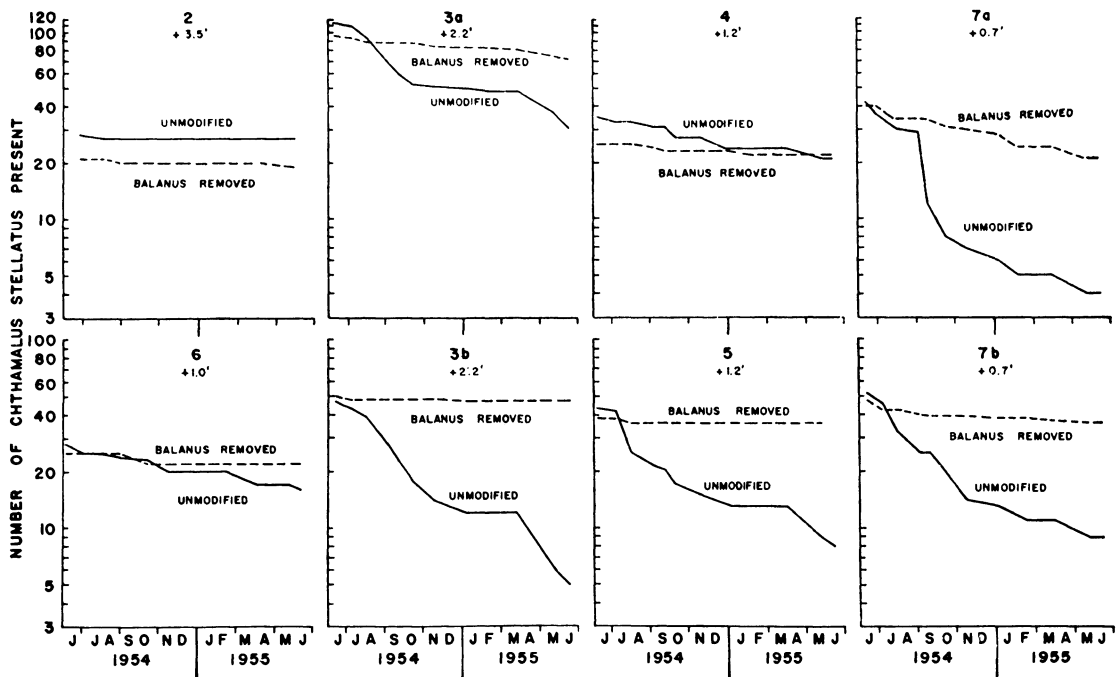


FIG. 2. Survivorship curves of *Chthamalus stellatus* which had settled naturally on the shore in the autumn of 1953. Areas designated "a" were protected from predation by cages. In each area the survival of *Chthamalus* growing without contact with *Balanus* is compared to that in the undisturbed area. For each area the vertical distance in feet from M.T.L. is shown.

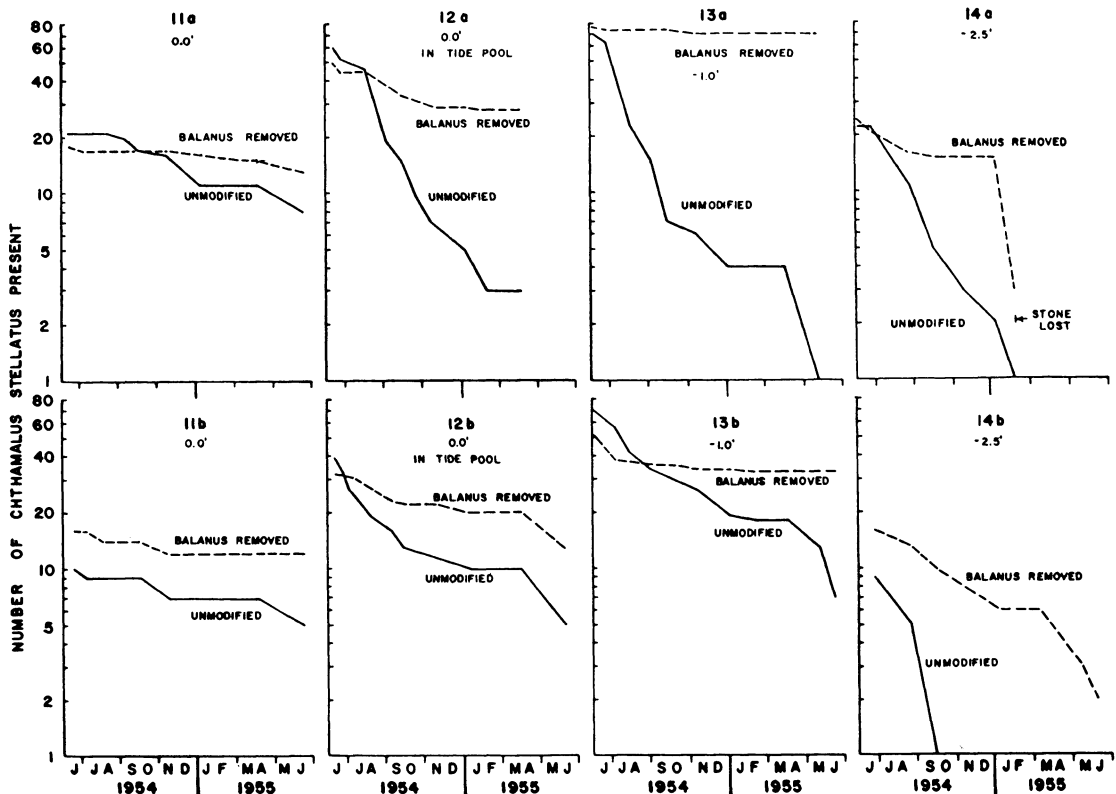


FIG. 3. Survivorship curves of *Chthamalus stellatus* on stones transplanted from high levels. These had settled in the autumn of 1953; the arrangement is the same as that of Figure 2.

between the censuses of February and May, *Balanus* aged one year suffered a mortality of 92%, those 2 years and older, 51%. Over the same period the mortality of *Chthamalus* aged 7 months was 62%, those 1½ years and older, 2%. Records of the survival of *Balanus* at several levels below this showed that only those *Balanus* in the top quarter of the intertidal region suffered high mortality during this time (Connell 1961).

Competition for space

At each census notes were made for individual barnacles of any crowding which had occurred since the last census. Thus when one barnacle started to grow up over another this fact was noted and at the next census 4-6 weeks later the progress of this process was noted. In this way a detailed description was built up of these gradually occurring events.

Intraspecific competition leading to mortality in *Chthamalus* was a rare event. For areas 2 to 7, on the portions from which *Balanus* had been removed, 167 deaths were recorded in a year. Of these, only 6 could be ascribed to crowding between individuals of *Chthamalus*. On the undisturbed portions no such crowding was

observed. This accords with Hatton's (1938) observation that he never saw crowding between individuals of *Chthamalus* as contrasted to its frequent occurrence between individuals of *Balanus*.

Interspecific competition between *Balanus* and *Chthamalus* was, on the other hand, a most important cause of death of *Chthamalus*. This is shown both by the direct observations of the process of crowding at each census and by the differences between the survival curves of *Chthamalus* with and without *Balanus*. From the periodic observations it was noted that after the first month on the undisturbed portions of areas 3 to 7 about 10% of the *Chthamalus* were being covered as *Balanus* grew over them; about 3% were being undercut and lifted by growing *Balanus*; a few had died without crowding. By the end of the 2nd month about 20% of the *Chthamalus* were either wholly or partly covered by *Balanus*; about 4% had been undercut; others were surrounded by tall *Balanus*. These processes continued at a lower rate in the autumn and almost ceased during the later winter. In the spring *Balanus* resumed growth and more crowding was observed.

In Table II, these observations are summarized for the undistributed portions of all the areas. Above M.T.L., the *Balanus* tended to overgrow the *Chthamalus*, whereas at the lower levels, undercutting was more common. This same trend was evident within each group of areas, undercutting being more prevalent on area 7 than on area 3, for example. The faster growth of *Balanus* at lower levels (Hatton 1938, Barnes and Powell 1953) may have resulted in more undercutting. When *Chthamalus* was completely covered by *Balanus* it was recorded as dead; even though death may not have occurred immediately, the buried barnacle was obviously not a functioning member of the population.

TABLE II. The causes of mortality of *Chthamalus stellatus* of the 1953 year group on the undisturbed portions of each area

Area no.	Height in ft from M.T.L.	No. at start	No. of deaths in the next year	PERCENTAGE OF DEATHS RESULTING FROM:			
				Smothering by <i>Balanus</i>	Undercutting by <i>Balanus</i>	Other crowding by <i>Balanus</i>	Unknown causes
2.....	+3.5	28	1	0	0	0	100
3a.....	+2.2	111	81	61	6	10	23
3b.....	"	47	42	57	5	2	36
4.....	+1.4	34	14	21	14	0	65
5.....	+1.4	43	35	11	11	3	75
6.....	+1.0	27	11	9	0	0	91
7a.....	+0.7	42	38	21	16	53	10
7b.....	"	51	42	24	10	10	56
11a.....	0.0	21	13	54	8	0	38
11b.....	"	10	5	40	0	0	60
12a.....	0.0	60	57	19	33	7	41
12b.....	"	39	34	9	18	3	70
13a.....	-1.0	71	70	19	24	3	54
13b.....	"	69	62	18	8	3	71
14a.....	-2.5	22	21	24	42	10	24
14b.....	"	9	9	0	0	0	100
Total, 2-7..	—	383	264	37	9	16	38
Total, 11-14..	—	301	271	19	21	4	56

In Table II under the term "other crowding" have been placed all instances where *Chthamalus* were crushed laterally between 2 or more *Balanus*, or where *Chthamalus* disappeared in an interval during which a dense population of *Balanus* grew rapidly. For example, in area 7a the *Balanus*, which were at the high population density of 48 per cm², had no room to expand except upward and the barnacles very quickly grew into the form of tall cylinders or cones with the diameter of the opercular opening greater than

that of the base. It was obvious that extreme crowding occurred under these circumstances, but the exact cause of the mortality of the *Chthamalus* caught in this crush was difficult to ascertain.

In comparing the survival curves of Figs. 2 and 3 within each area it is evident that *Chthamalus* kept free of *Balanus* survived better than those in the adjacent undisturbed areas on all but areas 2 and 14a. Area 2 was in the zone where adults of *Balanus* and *Chthamalus* were normally mixed; at this high level *Balanus* evidently has no influence on the survival of *Chthamalus*. On Stone 14a, the survival of *Chthamalus* without *Balanus* was much better until January when a starfish, *Asterias rubens* L., entered the cage and ate the barnacles.

Much variation occurred on the other 14 areas. When the *Chthamalus* growing without contact with *Balanus* are compared with those on the adjacent undisturbed portion of the area, the survival was very much better on 10 areas and moderately better on 4. In all areas, some *Chthamalus* in the undisturbed portions escaped severe crowding. Sometimes no *Balanus* happened to settle close to a *Chthamalus*, or sometimes those which did died soon after settlement. In some instances, *Chthamalus* which were being undercut by *Balanus* attached themselves to the *Balanus* and so survived. Some *Chthamalus* were partly covered by *Balanus* but still survived. It seems probable that in the 4 areas, nos. 4, 6, 11a, and 11b, where *Chthamalus* survived well in the presence of *Balanus*, a higher proportion of the *Chthamalus* escaped death in one of these ways.

The fate of very young *Chthamalus* which settled in the autumn of 1954 was followed in detail in 2 instances, on stone 15 and area 7b. The *Chthamalus* on stone 15 had settled in an irregular space surrounded by large *Balanus*. Most of the mortality occurred around the edges of the space as the *Balanus* undercut and lifted the small *Chthamalus* nearby. The following is a tabulation of all the deaths of young *Chthamalus* between Sept. 30, 1954 and Feb. 14, 1955, on Stone 15, with the associated situations:

Lifted by <i>Balanus</i>	: 29
Crushed by <i>Balanus</i>	: 4
Smothered by <i>Balanus</i> and <i>Chthamalus</i>	: 2
Crushed between <i>Balanus</i> and <i>Chthamalus</i>	: 1
Lifted by <i>Chthamalus</i>	: 1
Crushed between two other <i>Chthamalus</i>	: 1
Unknown	: 3

This list shows that crowding of newly settled *Chthamalus* by older *Balanus* in the autumn main-

ly takes the form of undercutting, rather than of smothering as was the case in the spring. The reason for this difference is probably that the *Chthamalus* are more firmly attached in the spring so that the fast growing young *Balanus* grow up over them when they make contact. In the autumn the reverse is the case, the *Balanus* being firmly attached, the *Chthamalus* weakly so.

Although the settlement of *Chthamalus* on Stone 15 in the autumn of 1954 was very dense, 32/cm², so that most of them were touching another, only 2 of the 41 deaths were caused by intraspecific crowding among the *Chthamalus*. This is in accord with the findings from the 1953 settlement of *Chthamalus*.

The mortality rates for the young *Chthamalus* on area 7b showed seasonal variations. Between October 10, 1954 and May 15, 1955 the relative mortality rate per day $\times 100$ was 0.14 on the undisturbed area and 0.13 where *Balanus* had been removed. Over the next month, the rate increased to 1.49 on the undisturbed area and 0.22 where *Balanus* was absent. Thus the increase in mortality of young *Chthamalus* in late spring was also associated with the presence of *Balanus*.

Some of the stones transplanted from high to low levels in the spring of 1954 bore adult *Chthamalus*. On 3 stones, records were kept of the survival of these adults, which had settled in the autumn of 1952 or in previous years and were at least 20 months old at the start of the experiment. Their mortality is shown in Table III; it was always much greater when *Balanus* was not removed. On 2 of the 3 stones this mortality rate was almost as high as that of the younger group. These results suggest that any *Chthamalus* that managed to survive the competition for space with *Balanus* during the first year would probably be eliminated in the 2nd year.

Censuses of *Balanus* were not made on the experimental areas. However, on many other areas in the same stretch of shore the survival of *Balanus* was being studied during the same period (Connell 1961). In Table IV some mortality rates measured in that study are listed; the *Balanus* were members of the 1954 settlement at population densities and shore levels similar to those of the present study. The mortality rates of *Balanus* were about the same as those of *Chthamalus* in similar situations except at the highest level, area 1, where *Balanus* suffered much greater mortality than *Chthamalus*. Much of this mortality was caused by intraspecific crowding at all levels below area 1.

TABLE III. Comparison of the mortality rates of young and older *Chthamalus stellatus* on transplanted stones

Stone No.	Shore level	Treatment	Number of <i>Chthamalus</i> present in June, 1954		% mortality over one year (or for 6 months for 14a) of <i>Chthamalus</i>	
			1953 year group	1952 or older year groups	1953 year group	1952 or older year groups
13b	1.0 ft below MTL	<i>Balanus</i> removed	51	3	35	0
		Undisturbed	69	16	90	31
12a	MTL, in a tide pool, caged	<i>Balanus</i> removed	50	41	44	37
		Undisturbed	60	31	95	71
14a	2.5 ft below MTL, caged	<i>Balanus</i> removed	25	45	40	36
		Undisturbed	22	8	86	75

TABLE IV. Comparison of annual mortality rates of *Chthamalus stellatus* and *Balanus balanoides**

Area no.	<i>Chthamalus stellatus</i> , autumn 1953 settlement		
	Height in ft from M.T.L.	Population density: no./cm ² June, 1954	% mortality in the next year
1.....	+4.2	21	17
3a.....	+2.2	31	72
3b.....	"	29	89
6.....	+1.0	38	41
7a.....	+0.7	49	90
7b.....	"	52	82
11a.....	0.0	32	62
13a.....	-1.0	29	99
12a.....	(tide pool)	19	95
<i>Balanus balanoides</i> , spring 1954 settlement			
1 (top).....	+4.2	21	99
1:Middle Cage 1..	+2.1	85	92
1:Middle Cage 2..	"	25	77
1:Low Cage 1....	+1.5	26	88
Stone 1.....	-0.9	26	86
Stone 2.....	"	68	94

* Population density includes both species. The mortality rates of *Chthamalus* refer to those on the undisturbed portions of each area. The data and area designations for *Balanus* were taken from Connell (1961); the present area 1 is the same as that designated 1 (top) in that paper.

In the observations made at each census it appeared that *Balanus* was growing faster than *Chthamalus*. Measurements of growth rates of the 2 species were made from photographs of

the areas taken in June and November, 1954. Barnacles growing free of contact with each other were measured; the results are given in Table V. The growth rate of *Balanus* was greater than that of *Chthamalus* in the experimental areas; this agrees with the findings of Hatton (1938) on the shore in France and of Barnes (1956a) for continual submergence on a raft at Millport.

TABLE V. Growth rates of *Chthamalus stellatus* and *Balanus balanoides*. Measurements were made of uncrowded individuals on photographs of areas 3a, 3b and 7b. Those of *Chthamalus* were made on the same individuals on both dates; of *Balanus*, representative samples were chosen

	CHTHAMALUS		BALANUS	
	No. measured	Average size, mm.	No. measured	Average size, mm.
June 11, 1954.....	25	2.49	39	1.87
November 3, 1954.....	25	1.24	27	4.83
Average size in the interval.....	3.36		3.35	
Absolute growth rate per day x 100	1.21		2.04	

After a year of crowding the average population densities of *Balanus* and *Chthamalus* remained in the same relative proportion as they had been at the start, since the mortality rates were about the same. However, because of its faster growth, *Balanus* occupied a relatively greater area and, presumably, possessed a greater biomass relative to that of *Chthamalus* after a year.

The faster growth of *Balanus* probably accounts for the manner in which *Chthamalus* were crowded by *Balanus*. It also accounts for the sinuosity of the survival curves of *Chthamalus* growing in contact with *Balanus*. The mortality rate of these *Chthamalus*, as indicated by the slope of the curves in Figs. 2 and 3, was greatest in summer, decreased in winter and increased again in spring. The survival curves of *Chthamalus* growing without contact with *Balanus* do not show these seasonal variations which, therefore, cannot be the result of the direct action of physical factors such as temperature, wave action or rain.

Seasonal variations in growth rate of *Balanus* correspond to these changes in mortality rate of *Chthamalus*. In Figure 4 the growth of *Balanus* throughout the year as studied on an intertidal panel at Millport by Barnes and Powell (1953), is compared to the survival of *Chthamalus* at about the same intertidal level in the present study. The increased mortality of *Chthamalus* was found to occur in the same seasons as the in-

creases in the growth rate of *Balanus*. The correlation was tested using the Spearman rank correlation coefficient. The absolute increase in diameter of *Balanus* in each month, read from the curve of growth, was compared to the percentage mortality of *Chthamalus* in the same month. For the 13 months in which data for *Chthamalus* was available, the correlation was highly significant, $P = .01$.

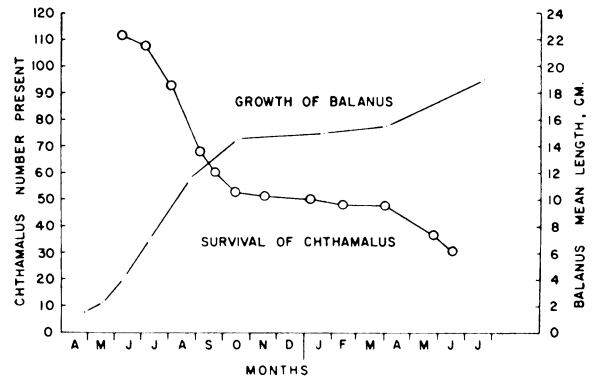


FIG. 4. A comparison of the seasonal changes in the growth of *Balanus balanoides* and in the survival of *Chthamalus stellatus* being crowded by *Balanus*. The growth of *Balanus* was that of panel 3, Barnes and Powell (1953), just above M.T.L. on Keppel Pier, Millport, during 1951-52. The *Chthamalus* were on area 3a of the present study, one-half mile south of Keppel Pier, during 1954-55.

From all these observations it appears that the poor survival of *Chthamalus* below M.H.W.N. is a result mainly of crowding by dense populations of faster growing *Balanus*.

At the end of the experiment in June, 1955, the surviving *Chthamalus* were collected from 5 of the areas. As shown in Table VI, the average size was greater in the *Chthamalus* which had grown free of contact with *Balanus*; in every case the difference was significant ($P < .01$, Mann-Whitney U. test, Siegel 1956). The survivors on the undisturbed areas were often misshapen, in some cases as a result of being lifted on to the side of an undercutting *Balanus*. Thus the smaller size of these barnacles may have been due to disturbances in the normal pattern of growth while they were being crowded.

These *Chthamalus* were examined for the presence of developing larvae in their mantle cavities. As shown in Table VI, in every area the proportion of the uncrowded *Chthamalus* with larvae was equal to or more often slightly greater than on the crowded areas. The reason for this may be related to the smaller size of the crowded *Chthamalus*. It is not due to separation, since *Chthamalus* can self-fertilize (Barnes and Crisp

TABLE VI. The effect of crowding on the size and presence of larvae in *Chthamalus stellatus*, collected in June, 1955

Area	Treatment	Level, feet above M.T.L.	Number of <i>Chthamalus</i>	DIAMETER IN MM		% of individuals which had larvae in mantle cavity
				Average	Range	
3a.....	Undisturbed	2.2	18	3.5	2.7-4.6	61
".....	<i>Balanus</i> removed	"	50	4.1	3.0-5.5	65
4.....	Undisturbed	1.4	16	2.3	1.8-3.2	81
".....	<i>Balanus</i> removed	"	37	3.7	2.5-5.1	100
5.....	Undisturbed	1.4	7	3.3	2.8-3.7	70
".....	<i>Balanus</i> removed	"	13	4.0	3.5-4.5	100
6.....	Undisturbed	1.0	13	2.8	2.1-3.9	100
".....	<i>Balanus</i> removed	"	14	4.1	3.0-5.2	100
7a & b.....	Undisturbed	0.7	10	3.5	2.7-4.5	70
".....	<i>Balanus</i> removed	"	23	4.3	3.0-6.3	81

1956). Moore (1935) and Barnes (1953) have shown that the number of larvae in an individual of *Balanus balanoides* increases with increase in volume of the parent. Comparison of the cube of the diameter, which is proportional to the volume, of *Chthamalus* with and without *Balanus* shows that the volume may be decreased to $\frac{1}{4}$ normal size when crowding occurs. Assuming that the relation between larval numbers and volume in *Chthamalus* is similar to that of *Balanus*, a decrease in both frequency of occurrence and abundance of larvae in *Chthamalus* results from competition with *Balanus*. Thus the process described in this paper satisfies both aspects of interspecific competition as defined by Elton and Miller (1954): "in which one species affects the population of another by a process of interference, i.e., by reducing the reproductive efficiency or increasing the mortality of its competitor."

The effect of predation by *Thais*

Cages which excluded *Thais* had been attached on 6 areas (indicated by the letter "a" following the number of the area). Area 14 was not included in the following analysis since many starfish were observed feeding on the barnacles at this level; one entered the cage in January, 1955, and ate most of the barnacles.

Thais were common in this locality, feeding on barnacles and mussels, and reaching average population densities of 200/m² below M.T.L. (Connell 1961). The mortality rates for *Chthamalus* in cages and on adjacent areas outside cages (indicated by the letter "b" after the number) are shown on Table VII.

If the mortality rates of *Chthamalus* growing without contact with *Balanus* are compared in and out of the cages, it can be seen that at the upper levels mortality is greater inside the cages,

TABLE VII. The effect of predation by *Thais lapillus* on the annual mortality rate of *Chthamalus stellatus* in the experimental areas*

Area	Height in ft from M.T.L.	% mortality of <i>Chthamalus</i> over a year (The initial numbers are given in parentheses)					
		a: Protected from predation by a cage			b: Unprotected, open to predation		
		With <i>Balanus</i>	Without <i>Balanus</i>	Difference	With <i>Balanus</i>	Without <i>Balanus</i>	Difference
Area 3.....	+2.2	73 (112)	25 (96)	48	89 (47)	6 (50)	83
Area 7.....	+0.7	90 (42)	47 (40)	43	82 (51)	23 (47)	59
Area 11.....	0	62 (21)	28 (18)	34	50 (10)	25 (16)	25
Area 12.....	0†	100 (60)	53 (50)	47	87 (39)	59 (32)	28
Area 13.....	-1.0	98 (72)	9 (77)	89	90 (69)	35 (51)	55

*The records for 12a extend over only 10 months; for purposes of comparison the mortality rate for 12a has been multiplied by 1.2.
†Tide pool.

at lower levels greater outside. Densities of *Thais* tend to be greater at and below M.T.L. so that this trend in the mortality rates of *Chthamalus* may be ascribed to an increase in predation by *Thais* at lower levels.

Mortality of *Chthamalus* in the absence of *Balanus* was appreciably greater outside than inside the cage only on area 13. In the other 4 areas it seems evident that few *Chthamalus* were being eaten by *Thais*. In a concurrent study of the behavior of *Thais* in feeding on *Balanus balanoides*, it was found that *Thais* selected the larger individuals as prey (Connell 1961). Since *Balanus* after a few month's growth was usually larger than *Chthamalus*, it might be expected that *Thais* would feed on *Balanus* in preference to *Chthamalus*. In a later study (unpublished) made at Santa Barbara, California, *Thais emarginata* Deshayes were enclosed in cages on the shore with mixed populations of *Balanus glandula* Darwin and *Chthamalus fissus* Darwin. These species were each of the same size range as the corresponding species at Millport. It was found that *Thais emarginata* fed on *Balanus glandula* in preference to *Chthamalus fissus*.

As has been indicated, much of the mortality of *Chthamalus* growing naturally intermingled with *Balanus* was a result of direct crowding by *Balanus*. It therefore seemed reasonable to take the difference between the mortality rates of *Chthamalus* with and without *Balanus* as an index of the degree of competition between the species. This difference was calculated for each area and is included in Table VII. If these differences are compared between each pair of adjacent areas in and out of a cage, it appears that the difference, and therefore the degree of competition, was greater outside the cages at the upper shore levels and less outside the cages at the lower levels.

Thus as predation increased at lower levels, the degree of competition decreased. This result would have been expected if *Thais* had fed upon *Balanus* in preference to *Chthamalus*. The general effect of predation by *Thais* seems to have been to lessen the interspecific competition below M.T.L.

DISCUSSION

"Although animal communities appear qualitatively to be constructed as if competition were regulating their structure, even in the best studied cases there are nearly always difficulties and unexplored possibilities" (Hutchinson 1957).

In the present study direct observations at intervals showed that competition was occurring under natural conditions. In addition, the evidence is strong that the observed competition with *Balanus* was the principal factor determining the local distribution of *Chthamalus*. *Chthamalus* thrived at lower levels when it was not growing in contact with *Balanus*.

However, there remain unexplored possibilities. The elimination of *Chthamalus* requires a dense population of *Balanus*, yet the settlement of *Balanus* varied from year to year. At Millport, the settlement density of *Balanus balanoides* was measured for 9 years between 1944 and 1958 (Barnes 1956b, Connell 1961). Settlement was light in 2 years, 1946 and 1958. In the 3 seasons of *Balanus* settlement studied in detail, 1953-55, there was a vast oversupply of larvae ready for settlement. It thus seems probable that most of the *Chthamalus* which survived in a year of poor settlement of *Balanus* would be killed in competition with a normal settlement the following year. A succession of years with poor settlements of *Balanus* is a possible, but improbable occurrence at Millport, judging from the past record. A very light settlement is probably the result of a chance combination of unfavorable weather circumstances during the planktonic period (Barnes 1956b). Also, after a light settlement, survival on the shore is improved, owing principally to the reduction in intraspecific crowding (Connell 1961); this would tend to favor a normal settlement the following year, since barnacles are stimulated to settle by the presence of members of their own species already attached on the surface (Knight-Jones 1953).

The fate of those *Chthamalus* which had survived a year on the undisturbed areas is not known since the experiment ended at that time. It is probable, however, that most of them would have been eliminated within 6 months; the mortality rate had increased in the spring (Figs. 2

and 3), and these survivors were often misshapen and smaller than those which had not been crowded (Table VI). Adults on the transplanted stones had suffered high mortality in the previous year (Table III).

Another difficulty was that *Chthamalus* was rarely found to have settled below mid tide level at Millport. The reasons for this are unknown; it survived well if transplanted below this level, in the absence of *Balanus*. In other areas of the British Isles (in southwest England and Ireland, for example) it occurs below mid tide level.

The possibility that *Chthamalus* might affect *Balanus* deleteriously remains to be considered. It is unlikely that *Chthamalus* could cause much mortality of *Balanus* by direct crowding; its growth is much slower, and crowding between individuals of *Chthamalus* seldom resulted in death. A dense population of *Chthamalus* might deprive larvae of *Balanus* of space for settlement. Also, *Chthamalus* might feed on the planktonic larvae of *Balanus*; however, this would occur in March and April when both the sea water temperature and rate of cirral activity (presumably correlated with feeding activity), would be near their minima (Southward 1955).

The indication from the caging experiments that predation decreased interspecific competition suggests that the action of such additional factors tends to reduce the intensity of such interactions in natural conditions. An additional suggestion in this regard may be made concerning parasitism. Crisp (1960) found that the growth rate of *Balanus balanoides* was decreased if individuals were infected with the isopod parasite *Hemioniscus balani* (Spence Bate). In Britain this parasite has not been reported from *Chthamalus stellatus*. Thus if this parasite were present, both the growth rate of *Balanus*, and its ability to eliminate *Chthamalus* would be decreased, with a corresponding lessening of the degree of competition between the species.

The causes of zonation

The evidence presented in this paper indicates that the lower limit of the intertidal zone of *Chthamalus stellatus* at Millport was determined by interspecific competition for space with *Balanus balanoides*. *Balanus*, by virtue of its greater population density and faster growth, eliminated most of the *Chthamalus* by directing crowding.

At the upper limits of the zones of these species no interaction was observed. *Chthamalus* evidently can exist higher on the shore than *Balanus* mainly as a result of its greater tolerance to heat and/or desiccation.

The upper limits of most intertidal animals are probably determined by physical factors such as these. Since growth rates usually decrease with increasing height on the shore, it would be less likely that a sessile species occupying a higher zone could, by competition for space, prevent a lower one from extending upwards. Likewise, there has been, as far as the author is aware, no study made which shows that predation by land species determines the upper limit of an intertidal animal. In one of the most thorough of such studies, Drinnan (1957) indicated that intense predation by birds accounted for an annual mortality of 22% of cockles (*Cardium edule* L.) in sand flats where their total mortality was 74% per year.

In regard to the lower limits of an animal's zone, it is evident that physical factors may act directly to determine this boundary. For example, some active amphipods from the upper levels of sandy beaches die if kept submerged. However, evidence is accumulating that the lower limits of distribution of intertidal animals are determined mainly by biotic factors.

Connell (1961) found that the shorter length of life of *Balanus balanoides* at low shore levels could be accounted for by selective predation by *Thais lapillus* and increased intraspecific competition for space. The results of the experiments in the present study confirm the suggestions of other authors that lower limits may be due to interspecific competition for space. Knox (1954) suggested that competition determined the distribution of 2 species of barnacles in New Zealand. Eudean, Kenny and Stephenson (1956) gave indirect evidence that competition with a colonial polychaete worm, (*Galeolaria*) may have determined the lower limit of a barnacle (*Tetraclyta*) in Queensland, Australia. In turn the lower limit of *Galeolaria* appeared to be determined by competition with a tunicate, *Pyura*, or with dense algal mats.

With regard to the 2 species of barnacles in the present paper, some interesting observations have been made concerning changes in their abundance in Britain. Moore (1936) found that in southwest England in 1934, *Chthamalus stellatus* was most dense at M.H.W.N., decreasing in numbers toward M.T.L. while *Balanus balanoides* increased in numbers below M.H.W.N. At the same localities in 1951, Southward and Crisp (1954) found that *Balanus* had almost disappeared and that *Chthamalus* had increased both above and below M.H.W.N. *Chthamalus* had not reached the former densities of *Balanus* except

at one locality, Brixham. After 1951, *Balanus* began to return in numbers, although by 1954 it had not reached the densities of 1934; *Chthamalus* had declined, but again not to its former densities (Southward and Crisp 1956).

Since *Chthamalus* increased in abundance at the lower levels vacated by *Balanus*, it may previously have been excluded by competition with *Balanus*. The growth rate of *Balanus* is greater than *Chthamalus* both north and south (Hatton 1938) of this location, so that *Balanus* would be likely to win in competition with *Chthamalus*. However, changes in other environmental factors such as temperature may have influenced the abundance of these species in a reciprocal manner. In its return to southwest England after 1951, the maximum density of settlement of *Balanus* was 12 per cm²; competition of the degree observed at Millport would not be expected to occur at this density. At a higher population density, *Balanus* in southern England would probably eliminate *Chthamalus* at low shore levels in the same manner as it did at Millport.

In Loch Sween, on the Argyll Peninsula, Scotland, Lewis and Powell (1960) have described an unusual pattern of zonation of *Chthamalus stellatus*. On the outer coast of the Argyll Peninsula *Chthamalus* has a distribution similar to that at Millport. In the more sheltered waters of Loch Sween, however, *Chthamalus* occurs from above M.H.W.S. to about M.T.L., judging the distribution by its relationship to other organisms. *Balanus balanoides* is scarce above M.T.L. in Loch Sween, so that there appears to be no possibility of competition with *Chthamalus*, such as that occurring at Millport, between the levels of M.T.L. and M.H.W.N.

In Figure 5 an attempt has been made to summarize the distribution of adults and newly settled larvae in relation to the main factors which appear to determine this distribution. For *Balanus* the estimates were based on the findings of a previous study (Connell 1961); intraspecific competition was severe at the lower levels during the first year, after which predation increased in importance. With *Chthamalus*, it appears that avoidance of settlement or early mortality of those larvae which settled at levels below M.T.L., and elimination by competition with *Balanus* of those which settled between M.T.L. and M.H.W.N., were the principal causes for the absence of adults below M.H.W.N. at Millport. This distribution appears to be typical for much of western Scotland.

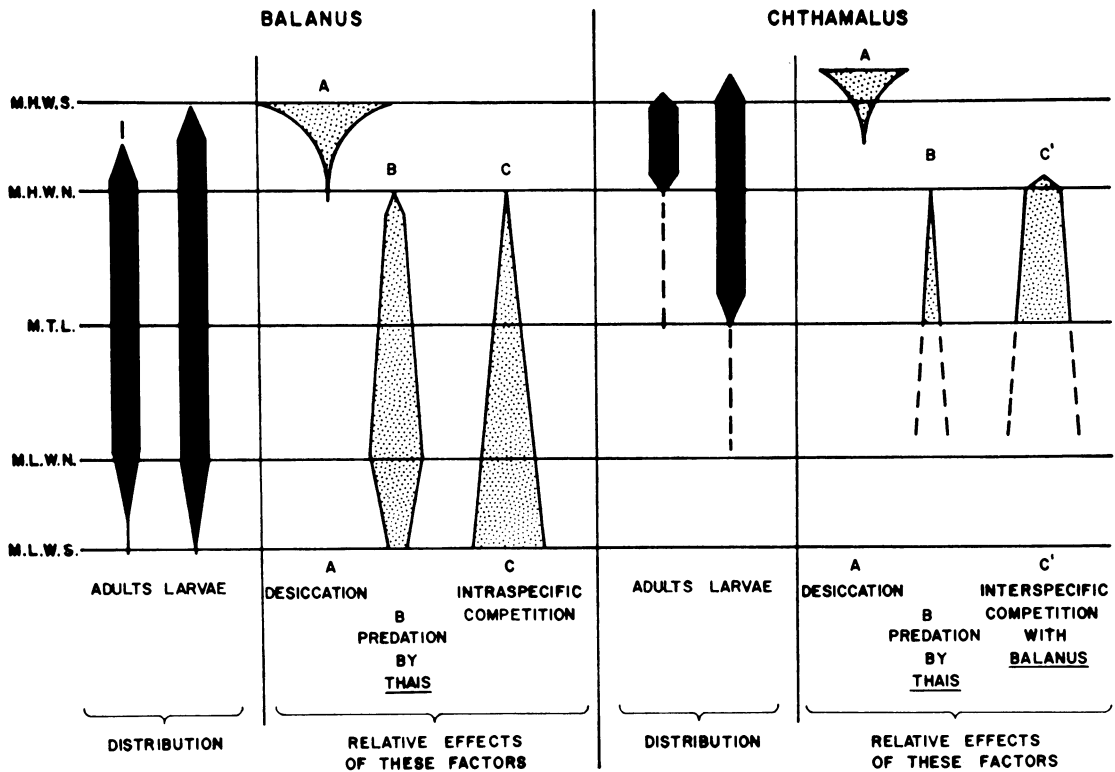


FIG. 5. The intertidal distribution of adults and newly settled larvae of *Balanus balanoides* and *Chthamalus stellatus* at Millport, with a diagrammatic representation of the relative effects of the principal limiting factors.

SUMMARY

Adults of *Chthamalus stellatus* occur in the marine intertidal in a zone above that of another barnacle, *Balanus balanoides*. Young *Chthamalus* settle in the *Balanus* zone but evidently seldom survive, since few adults are found there.

The survival of *Chthamalus* which had settled at various levels in the *Balanus* zone was followed for a year by successive censuses of mapped individuals. Some *Chthamalus* were kept free of contact with *Balanus*. These survived very well at all intertidal levels, indicating that increased time of submergence was not the factor responsible for elimination of *Chthamalus* at low shore levels. Comparison of the survival of unprotected populations with others, protected by enclosure in cages from predation by the snail, *Thais lapillus*, showed that *Thais* was not greatly affecting the survival of *Chthamalus*.

Comparison of the survival of undisturbed populations of *Chthamalus* with those kept free of contact with *Balanus* indicated that *Balanus* could cause great mortality of *Chthamalus*. *Balanus* settled in greater population densities and grew faster than *Chthamalus*. Direct observations at each census showed that *Balanus* smothered,

undercut, or crushed the *Chthamalus*; the greatest mortality of *Chthamalus* occurred during the seasons of most rapid growth of *Balanus*. Even older *Chthamalus* transplanted to low levels were killed by *Balanus* in this way. Predation by *Thais* tended to decrease the severity of this interspecific competition.

Survivors of *Chthamalus* after a year of crowding by *Balanus* were smaller than uncrowded ones. Since smaller barnacles produce fewer offspring, competition tended to reduce reproductive efficiency in addition to increasing mortality.

Mortality as a result of intraspecific competition for space between individuals of *Chthamalus* was only rarely observed.

The evidence of this and other studies indicates that the lower limit of distribution of intertidal organisms is mainly determined by the action of biotic factors such as competition for space or predation. The upper limit is probably more often set by physical factors.

References

Barnes, H. 1953. Size variations in the cyprids of some common barnacles. *J. Mar. Biol. Ass. U. K.* 32: 297-304.

- . 1956a. The growth rate of *Chthamalus stellatus* (Poli). *J. Mar. Biol. Ass. U. K.* **35**: 355-361.
- . 1956b. *Balanus balanoides* (L.) in the Firth of Clyde: The development and annual variation of the larval population, and the causative factors. *J. Anim. Ecol.* **25**: 72-84.
- and H. T. Powell. 1953. The growth of *Balanus balanoides* (L.) and *B. crenatus* Brug. under varying conditions of submersion. *J. Mar. Biol. Ass. U. K.* **32**: 107-128.
- and D. J. Crisp. 1956. Evidence of self-fertilization in certain species of barnacles. *J. Mar. Biol. Ass. U. K.* **35**: 631-639.
- Beauchamp, R. S. A. and P. Ullyott. 1932. Competitive relationships between certain species of freshwater Triclad. *J. Ecol.* **20**: 200-208.
- Clark, P. J. and F. C. Evans. 1954. Distance to nearest neighbor as a measure of spatial relationships in populations. *Ecology* **35**: 445-453.
- Clench, W. J. 1947. The genera *Purpura* and *Thais* in the western Atlantic. *Johnsonia* **2**, No. 23: 61-92.
- Connell, J. H. 1961. The effects of competition, predation by *Thais lapillus*, and other factors on natural populations of the barnacle, *Balanus balanoides*. *Ecol. Mon.* **31**: 61-104.
- Crisp, D. J. 1960. Factors influencing growth-rate in *Balanus balanoides*. *J. Anim. Ecol.* **29**: 95-116.
- Drinnan, R. E. 1957. The winter feeding of the oystercatcher (*Haematopus ostralegus*) on the edible cockle (*Cardium edule*). *J. Anim. Ecol.* **26**: 441-469.
- Elton, Charles and R. S. Miller. 1954. The ecological survey of animal communities: with a practical scheme of classifying habitats by structural characters. *J. Ecol.* **42**: 460-496.
- Endean, R., R. Kenny and W. Stephenson. 1956. The ecology and distribution of intertidal organisms on the rocky shores of the Queensland mainland. *Aust. J. mar. freshw. Res.* **7**: 88-146.
- Fischer, E. 1928. Sur la distribution géographique de quelques organismes de rocher, le long des cotes de la Manche. *Trav. Lab. Mus. Hist. Nat. St.-Servan* **2**: 1-16.
- Hatton, H. 1938. Essais de bionomie explicative sur quelques especes intercotidales d'algues et d'animaux. *Ann. Inst. Oceanogr. Monaco* **17**: 241-348.
- Holme, N. A. 1950. Population-dispersion in *Tellina tenuis* Da Costa. *J. Mar. Biol. Ass. U. K.* **29**: 267-280.
- Hutchinson, G. E. 1957. Concluding remarks. Cold Spring Harbor Symposium on Quant. Biol. **22**: 415-427.
- Knight-Jones, E. W. 1953. Laboratory experiments on gregariousness during setting in *Balanus balanoides* and other barnacles. *J. Exp. Biol.* **30**: 584-598.
- Knox, G. A. 1954. The intertidal flora and fauna of the Chatham Islands. *Nature Lond.* **174**: 871-873.
- Lack, D. 1954. The natural regulation of animal numbers. Oxford, Clarendon Press.
- Lewis, J. R. and H. T. Powell. 1960. Aspects of the intertidal ecology of rocky shores in Argyll, Scotland. I. General description of the area. II. The distribution of *Chthamalus stellatus* and *Balanus balanoides* in Kintyre. *Trans. Roy. Soc. Edin.* **64**: 45-100.
- MacArthur, R. H. 1958. Population ecology of some warblers of northeastern coniferous forests. *Ecology* **39**: 599-619.
- Moore, H. B. 1935. The biology of *Balanus balanoides*. III. The soft parts. *J. Mar. Biol. Ass. U. K.* **20**: 263-277.
- . 1936. The biology of *Balanus balanoides*. V. Distribution in the Plymouth area. *J. Mar. Biol. Ass. U. K.* **20**: 701-716.
- Siegel, S. 1956. Nonparametric statistics. New York, McGraw Hill.
- Southward, A. J. 1955. On the behavior of barnacles. I. The relation of cirral and other activities to temperature. *J. Mar. Biol. Ass. U. K.* **34**: 403-422.
- and D. J. Crisp. 1954. Recent changes in the distribution of the intertidal barnacles *Chthamalus stellatus* Poli and *Balanus balanoides* L. in the British Isles. *J. Anim. Ecol.* **23**: 163-177.
- . 1956. Fluctuations in the distribution and abundance of intertidal barnacles. *J. Mar. Biol. Ass. U. K.* **35**: 211-229.

METABOLIC CHARACTERISTICS OF MOUNTAIN, DESERT AND COASTAL POPULATIONS OF *PEROMYSCUS*

MARTIN MURIE

Museum of Vertebrate Zoology, University of California, Berkeley

INTRODUCTION

Because of its rich taxonomic diversity the deer mouse, *Peromyscus*, has been used for many studies of speciation and natural selection. These have focused mainly on the evolutionary implications of variations in morphology, pelage color, behavior and reproductive biology. Progress along these lines has been reviewed by Blair (1950). The experiments reported here are a contribution to the investigation of physiological aspects of evolution within this genus. Measurements of meta-

bolic rate, body temperature and pelage insulation were made in order to evaluate the selective roles that might be played by the environmental variables: oxygen tension, temperature and aridity. Many of the data were organized in accordance with the model of Scholander *et al.* (1950) which formulates the expected relationships between ambient temperature, body temperature, metabolism and insulation. These relationships, in non-laboratory mammals, have also been studied by Griffin *et al.* (1953), Hart and Heroux (1953),