





The University Corporation - Sponsored Programs Survey 2008



1. Name:		Response Count
		54
<i>answered question</i>		54
<i>skipped question</i>		7

2. Function:		Response Percent	Response Count
Principal Investigator		66.1%	39
Project Staff		18.6%	11
Research Administrator		0.0%	0
Manager of Academic Resources		1.7%	1
Other		13.6%	8
<i>answered question</i>			59
<i>skipped question</i>			2

3. For how many years have you been working with The University Corporation on Sponsored Programs?		Response Count
		58
<i>answered question</i>		58
<i>skipped question</i>		3

4. For Principal Investigators, only: How many of your projects are currently administered by The University Corporation?		
		Response Count
		41
	<i>answered question</i>	41
	<i>skipped question</i>	20

5. For Principal Investigators, only: Including current and past projects, what is the total number of your projects administered by The University Corporation?		
		Response Count
		40
	<i>answered question</i>	40
	<i>skipped question</i>	21

6. Can we contact you to discuss this survey:			
		Response Percent	Response Count
Yes		87.7%	50
No		12.3%	7
	<i>answered question</i>		57
	<i>skipped question</i>		4




7. Telephone/CSUN-Extension		
		Response Count
		51
	<i>answered question</i>	51
	<i>skipped question</i>	10

8. Email Address		
		Response Count
		52
<i>answered question</i>		52
<i>skipped question</i>		9




9. OVERALL How would you rate your satisfaction with the overall post-award administration of Sponsored Programs?			
		Response Percent	Response Count
Good		61.8%	34
Generally Acceptable		25.5%	14
Needs Improvement		12.7%	7
Comment:			20
<i>answered question</i>			55
<i>skipped question</i>			6

10. PROJECT ADMINISTRATION How would you rate your satisfaction with the project administration (project set-up; expenditure approval; project accounting; invoicing, project close-out) of Sponsored Programs?			
		Response Percent	Response Count
Good		53.7%	29
Generally Acceptable		25.9%	14
Needs Improvement		20.4%	11
Comment:			23
<i>answered question</i>			54
<i>skipped question</i>			7




11. PAYROLL How would you rate your satisfaction with the payroll administration of Sponsored Programs?




		Response Percent	Response Count
Good		66.7%	36
Generally Acceptable		27.8%	15
Needs Improvement		5.6%	3
Comment:			11
answered question			54
skipped question			7




12. HUMAN RESOURCES How would you rate your satisfaction with the Human Resources administration of Sponsored Programs?


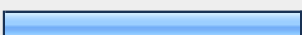

		Response Percent	Response Count
Good		53.8%	28
Generally Acceptable		38.5%	20
Needs Improvement		7.7%	4
Comment:			14
answered question			52
skipped question			9




13. INSURANCE How would you rate your satisfaction with the administration of insurance issues in Sponsored Programs?




		Response Percent	Response Count
Good		50.0%	16
Generally Acceptable		40.6%	13
Needs Improvement		9.4%	3
Comment:			24
answered question			32
skipped question			29

14. RESPONSIVENESS AND TIMELINESS How would you rate responsiveness and timeliness of the TUC-Sponsored Programs team?			
		Response Percent	Response Count
Good		59.3%	32
Generally Acceptable		27.8%	15
Needs Improvement		13.0%	7
Comment:			11
answered question			54
skipped question			7

15. TECHNICAL EXPERTISE How would you rate the expertise of the TUC-Sponsored Programs team?			
		Response Percent	Response Count
Good		56.6%	30
Generally Acceptable		35.8%	19
Needs Improvement		7.5%	4
Comment:			7
answered question			53
skipped question			8




16. WRITTEN COMMUNICATIONS How would you rate the writing ability of the TUC-Sponsored Programs team?			
		Response Percent	Response Count
Good		61.5%	32
Generally Acceptable		32.7%	17
Needs Improvement		5.8%	3
Comment:			8
answered question			52
skipped question			9

17. VERBAL COMMUNICATIONS How would you rate the verbal communication ability of the TUC-Sponsored Programs team?			
		Response Percent	Response Count
Good		64.8%	35
Generally Acceptable		22.2%	12
Needs Improvement		13.0%	7
Comment:			9
answered question			54
skipped question			7




18. COURTESY & FRIENDLINESS How would you rate the courtesy and friendliness of the TUC-Sponsored Programs team?			
		Response Percent	Response Count
Good		67.3%	37
Generally Acceptable		23.6%	13
Needs Improvement		9.1%	5
Comment:			10
answered question			55
skipped question			6

19. ONE-ON-ONE MEETINGS & TRAINING How would you rate the one-on-one training sessions and one-on-one meetings to discuss current issues/solve problems?			
		Response Percent	Response Count
Good		68.3%	28
Generally Acceptable		19.5%	8
Needs Improvement		12.2%	5
Comment:			17
answered question			41
skipped question			20




20. MEMOS, LETTERS, SPONSORED PROGRAMS BULLETIN How would you rate memos, letters, and the 'Sponsored Programs Bulletin' on current issues?

		Response Percent	Response Count
Good		51.0%	26
Generally Acceptable		33.3%	17
Needs Improvement		15.7%	8
Comment:			10
answered question			51
skipped question			10




21. SPONSORED PROGRAMS WEBSITE (POST-AWARD, ONLY) How do you rate overall the post-award section of the Sponsored Programs Website?




		Response Percent	Response Count
Good		40.0%	18
Generally Acceptable		46.7%	21
Needs Improvement		13.3%	6
Comment:			16
answered question			45
skipped question			16




22. SPONSORED PROGRAMS WEBSITE (POST-AWARD, ONLY)- CONTINUED How do you rate the structure and navigability of the post-award section of the Sponsored Programs Website?



		Response Percent	Response Count
Good		44.2%	19
Generally Acceptable		46.5%	20
Needs Improvement		9.3%	4
Comment:			9
answered question			43
skipped question			18

23. SPONSORED PROGRAMS WEBSITE (POST-AWARD, ONLY)- CONTINUED How do you rate the content of the post-award section of the Sponsored Programs Website?




		Response Percent	Response Count
Good		47.7%	21
Generally Acceptable		43.2%	19
Needs Improvement		9.1%	4
Comment:			8
answered question			44
skipped question			17

24. DETAIL TRIAL BALANCE (DTB) How do you rate the Detail Trial Balance (DTB) report?				
			Response Percent	Response Count
Good			55.6%	25
Generally Acceptable			20.0%	9
Needs Improvement			24.4%	11
			Comment:	23
			<i>answered question</i>	45
			<i>skipped question</i>	16

25. PROJECT BUDGET STATUS (BBA-Report) How do you rate the Project Budget Status (BBA-Report) report?				
			Response Percent	Response Count
Good			66.0%	31
Generally Acceptable			25.5%	12
Needs Improvement			8.5%	4
			Comment:	13
			<i>answered question</i>	47
			<i>skipped question</i>	14

26. SPONSORED PROGRAMS SUMMARY BY COLLEGE (For Managers of Academic Resources and Dean's Offices, only!) How do you rate the Sponsored Programs Summary by College report?				
			Response Percent	Response Count
Good			54.5%	6
Generally Acceptable			45.5%	5
Needs Improvement			0.0%	0
			Comment:	3
			<i>answered question</i>	11
			<i>skipped question</i>	50









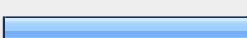



27. FACTS & FIGURES How do you rate the Sponsored Programs Activity Reports posted on the Sponsored Programs Website?
 (<http://www.csun.edu/sponsoredprograms/factsandfigures.htm>)

		Response Percent	Response Count
Good		64.5%	20
Generally Acceptable		29.0%	9
Needs Improvement		6.5%	2
		Comment:	12
		<i>answered question</i>	31
		<i>skipped question</i>	30







28. ADDITIONAL REPORTS What type of additional reports would you like to receive from Sponsored Programs?

		Response Count
		10
		<i>answered question</i>
		10
		<i>skipped question</i>
		51

29. On which post-award issue(s) would you like to have more/better information?

		Response Percent	Response Count
Overview during the initial project set-up		26.7%	12
Processing of expenditure requests (PO, Check Requests, etc...)		42.2%	19
Explanation on how to interpret financial reports		35.6%	16
Budget Monitoring, Budget Revisions, Transfer of Costs		46.7%	21
Subrecipient Monitoring		6.7%	3
Cost Sharing		20.0%	9
Closeout of Projects		31.1%	14
Human Resources related issues (Hiring, Change of Status & Termination of Project Staff)		31.1%	14
Available Benefits (Health, Dental, Retirement)		26.7%	12
Payroll, Vacation & Staff Absence Control Issues		22.2%	10
Insurance Issues		22.2%	10
Other / Comments:		11.1%	5
		<i>answered question</i>	45
		<i>skipped question</i>	16

30. How would you like to have the additional information conveyed to you?

		Response Percent	Response Count
Memos, Letters, Sponsored Programs Bulletin		45.7%	21
Sponsored Programs Website		39.1%	18
One-on-one Meetings		30.4%	14
Training Seminars		34.8%	16
Open Forum		4.3%	2
Other / Comments:		10.9%	5
		answered question	46
		skipped question	15

31. Please give us your suggestions / recommendations on how The University Corporation can improve services in general, and to you in particular.

		Response Count
		27
		answered question
		27
		skipped question
		34