



**5. Record observations.**  
Draw the petri dishes as they appear.  
Use color pencils to show the  
different types/colonies of bacteria.  
Then write a statement to describe  
your observations.



Normal Mouth

First Observation: \_\_/\_\_/\_\_



Listerine Mouth

---

---

---

---



Normal Mouth

Second Observation: \_\_/\_\_/\_\_



Listerine Mouth

---

---

---

---



Normal Mouth

Third Observation: \_\_/\_\_/\_\_



Listerine Mouth

---

---

---

---



Normal Mouth

Fourth Observation: \_\_/\_\_/\_\_

Listerine Mouth

---

---

---

---